

# EAU21 | MILAN, ITALY

9-12 July 2021

Cutting-edge Science at Europe's largest Urology Congress



[www.eau2021.org](http://www.eau2021.org)

**eau** European Association of Urology

## Stones: Keeping with tradition or time for new concepts?

Plenary Session 01

Friday 9 July  
08:15 - 10:15

**Location** Purple Area, eURO Auditorium 1

**Chairs** T. Knoll, Sindelfingen (DE)  
E. Liatsikos, Patras (GR)

### Learning objectives

Today, stone treatment means endourology in most cases. New endoscopes, new lasers, new disposables promise better efficacy, lower morbidity and shorter hospital stays. Is this all true or are there potential drawbacks to be considered? Which protocols and treatment algorithms lead to the best treatment results? This plenary will give answers.

08:15 - 08:25

**State-of-the-art lecture** Dietary modifications to prevent stones: What can be achieved in real life

C.A. Wagner, Zurich (CH)

08:25 - 08:35

**State-of-the-art lecture** Medication to prevent stones: Just citrates to all?

P.M. Ferraro, Rome (IT)

08:35 - 08:50

**Debate** Do we always need a stone analysis in the lab?

08:35 - 08:40

**No – endoscopic evaluation is sufficient**

G. Giusti, Milan (IT)

08:40 - 08:45

**Yes – laboratory stone analysis should stay**

A. Miernik, Freiburg (DE)

08:45 - 08:50

**Discussion and summary**

J. Denstedt, London (CA)

08:50 - 09:00

**State-of-the-art lecture** Lasers: Not all that glitters is gold

P. Kallidonis, Patras (GR)

09:00 - 09:25

**Round-table discussion** The 1.5 cm pelvic stone in a 5 year-old boy: What is the best treatment modality?

*Moderator* To be confirmed

09:00 - 09:05

**ESWL**

To be confirmed

09:05 - 09:10

**PNL**

B. Geavlete, Bucharest (RO)

09:10 - 09:15

**Flexible URS**

B. Somani, Southampton (GB)

09:15 - 09:25

**Discussion**

To be confirmed

09:25 - 09:35

**State-of-the-art lecture** Personalised virtual training: Can proctoring be remote, virtual and effective?

To be confirmed

09:35 - 09:45

**State-of-the-art lecture** What do we really need from a single-use ureteroscope?

M. Brehmer, Stockholm (SE)

09:45 - 10:15	<b>Balloon debate</b> The 1.5 cm renal stone in a 49 year-old lady: Vote for the best treatment modality!
09:45 - 09:47	<b>Case presentation</b> K. Thomas, London (GB)
09:47 - 09:52	<b>PNL</b> A. Papatsoris, Athens (GR)
09:52 - 09:57	<b>Flexible URS</b> To be confirmed
09:57 - 10:02	<b>ESWL</b> To be confirmed
10:02 - 10:07	<b>Voting: Best 2 presentations</b> K. Thomas, London (GB)
10:07 - 10:09	<b>Presentation 1st survivor (PNL, Flexible URS or ESWL)</b> To be confirmed
10:09 - 10:11	<b>Presentation 2nd survivor (PNL, Flexible URS or ESWL)</b> To be confirmed
10:11 - 10:13	<b>Voting: Best presentation</b> K. Thomas, London (GB)
10:13 - 10:15	<b>Announcement winner</b> K. Thomas, London (GB)

## Controversies in Bladder Cancer 2021: Rapid fire debates

Special Session

Friday 9 July  
08:15 - 11:15

**Location** Purple Area, eURO Auditorium 2

**Chairs** A.M. Kamat, Houston (US)  
A. Stenzl, Tübingen (DE)

### Learning objectives

- With case based discussions, multiple presenters have the opportunity to discuss nuances of common dilemmas facing urologic oncology patients and providers
- Use these evidence based debates to provide clear, rationale guidance on the timely management of difficult situations in bladder cancer

08:15 - 08:18

### Session introduction

A.M. Kamat, Houston (US)

08:18 - 08:40

### Rapid fire debate: Patients with NMIBC need lifelong follow-up

08:18 - 08:20

#### Case presenter

A.R. Zlotta, Toronto (CA)

08:20 - 08:25

#### Discussant: Pro

J. Taylor, Kansas City (US)

08:25 - 08:30

#### Discussant: Con

M. Burger, Regensburg (DE)

08:30 - 08:33

#### Summary

A.R. Zlotta, Toronto (CA)

08:33 - 08:40

#### Questions and answers

08:40 - 09:02

### Rapid fire debate: Elderly patient with recurrent TaLG tumors, small size, negative cytology

08:40 - 08:42

#### Case presenter

M. Babjuk, Prague (CZ)

08:42 - 08:47

#### Discussant: TURBT + Intravesical therapy

To be confirmed

08:47 - 08:52

#### Discussant: Active surveillance + Fulguration

W. Kassouf, Montreal (CA)

08:52 - 08:55

#### Summary

M. Babjuk, Prague (CZ)

08:55 - 09:02

#### Questions and answers

09:02 - 09:24

### Rapid fire debate: Ileal conduit or continent diversion; which is a better choice for patient with GFR ~ 60

09:02 - 09:04

#### Case presenter

P. Black, Vancouver (CA)

09:04 - 09:09

#### Discussant: Conduit

H. Mostafid, Guildford (GB)

09:09 - 09:14

#### Discussant: Neobladder

J. Bedke, Tübingen (DE)

09:14 - 09:17

#### Summary

P. Black, Vancouver (CA)

09:17 - 09:24	<b>Questions and answers</b>
09:24 - 09:46	<b>Rapid fire debate: Patient with pure UC, T2 disease, PDL1-high, GFR 54; seeking radical cystectomy. What is best option prior to radical cystectomy?</b>
09:24 - 09:25	<b>Case presenter</b> P. Grivas, Seattle (US)
09:25 - 09:29	<b>Discussant: Anti-PD-1 therapy</b> A. Necchi, Milan (IT)
09:29 - 09:33	<b>Discussant: Platinum based chemotherapy</b> M. De Santis, Berlin (DE)
09:33 - 09:37	<b>Discussant: Upfront radical cystectomy</b> To be confirmed
09:37 - 09:39	<b>Summary</b> P. Grivas, Seattle (US)
09:39 - 09:46	<b>Questions and answers</b>
09:46 - 10:08	<b>Rapid fire debate: Otherwise healthy patient with T1HG disease plus CIS; what is the best treatment?</b>
09:46 - 09:48	<b>Case presenter</b> R. Sanchez-Salas, Paris (FR)
09:48 - 09:53	<b>Discussant: Intravesical therapy</b> J. Palou, Barcelona (ES)
09:53 - 09:58	<b>Discussant: Upfront radical cystectomy</b> J.A. Witjes, Nijmegen (NL)
09:58 - 10:01	<b>Summary</b> R. Sanchez-Salas, Paris (FR)
10:01 - 10:08	<b>Questions and answers</b>
10:08 - 10:30	<b>Rapid fire debate: Optimal therapy for patient with T2 disease, located at dome of bladder after neoadjuvant chemotherapy</b>
10:08 - 10:09	<b>Case presenter</b> S. Porten, San Francisco (US)
10:09 - 10:13	<b>Discussant: Radical cystectomy</b> K. Pohar, Columbus, Ohio (US)
10:13 - 10:17	<b>Discussant: ChemoXRT</b> To be confirmed
10:17 - 10:21	<b>Discussant: Partial cystectomy</b> P. Gontero, Turin (IT)
10:21 - 10:23	<b>Summary</b> S. Porten, San Francisco (US)
10:23 - 10:30	<b>Questions and answers</b>
10:30 - 10:52	<b>Rapid fire Debate: Otherwise healthy patient scheduled for radical cystectomy, what will have greater impact on recovery after radical cystectomy?</b>
10:30 - 10:32	<b>Case presenter</b> M. Rouprêt, Paris (FR)
10:32 - 10:37	<b>Discussant: ERAS</b> J.W.F. Catto, Sheffield (GB)

---

## Scientific Programme - EAU21 Milan

---

10:37 - 10:42

**Discussant: Robot RC**

To be confirmed

10:42 - 10:45

**Summary**

M. Rouprêt, Paris (FR)

10:45 - 10:52

**Questions and answers**

---

10:52 - 11:14

**Rapid fire debate: 52 yr old female patient, with partial response in retroperitoneal lymph nodes after 6 cycles of platinum based chemotherapy**

10:52 - 10:54

**Case presenter**

M.S. Van Der Heijden, Amsterdam (NL)

10:54 - 10:59

**Discussant: Cystectomy plus RPLND**

S. Lerner, Houston (US)

10:59 - 11:04

**Discussant: Alternative systemic therapy**

To be confirmed

11:04 - 11:07

**Summary**

M.S. Van Der Heijden, Amsterdam (NL)

11:07 - 11:14

**Questions and answers**

---

11:14 - 11:15

**Closing remarks**

A. Stenzl, Tübingen (DE)

■ Patient information 5 - WFIPP (World Federation for Incontinence and Pelvic Problems).

**Friday 9 July**  
**08:45 - 10:15**

**Location**

Yellow Area, Yellow Room 4

## 8th ESO Prostate Cancer observatory: Innovations and care in the next 12 months

Special Session

Friday 9 July  
10:30 - 12:45

**Location** Red Area, Red Room 1

**Chairs** To be confirmed  
To be confirmed

### Learning objectives

ESO Observatories are high-level sessions organised during major international congresses with the aim of providing the audience with updated and unbiased information on a given topic. An ESO Observatory lasts about one hour and concentrates on a forecast given by panel of experts of what it is expected to happen in their own field in the coming 12 months. The Panel includes distinguished clinicians and/or scientists and a patient advocate. The forecast by each Panel Member is given in the form of concise take-home messages with 8-minute slide presentation followed by 2 minutes of discussion for each topic. The forecast will be discussed by the panel.

10:30 - 10:35

### Welcome and introduction

To be confirmed  
To be confirmed

10:35 - 10:45

### The medical oncologist's perspective

To be confirmed

10:45 - 10:55

### The urologist's perspective on focal therapy

To be confirmed

10:55 - 11:05

### The urologist's perspective on surgery

To be confirmed

11:05 - 11:15

### The urologist's perspective on active surveillance

To be confirmed

11:15 - 11:25

### The imaging specialist's perspective on MRI

To be confirmed

11:25 - 11:35

### The pathologist's perspective

To be confirmed

11:35 - 11:45

### The radiation oncologist's perspective

To be confirmed

11:45 - 11:55

### The geneticist's perspective

To be confirmed

11:55 - 12:05

### The andrologist's perspective

To be confirmed

12:05 - 12:15

### The nurse's perspective

To be confirmed

12:15 - 12:25

### The patient's perspective

To be confirmed



12:25 - 12:45

Discussion and take-home messages

Poster Session 01

**Friday 9 July**  
**10:30 - 12:00**

**Location**

Yellow Area, Yellow Room 2

Poster Session 02

**Friday 9 July**  
**10:30 - 12:00**

**Location**

Yellow Area, Yellow Room 3

Poster Session 03

**Friday 9 July**  
**10:30 - 12:00**

**Location**

Yellow Area, Yellow Room 4

## Joint Session of the European Association of Urology (EAU) and Russian Society of Urology (RSU)

Urology beyond Europe

**Friday 9 July**  
**10:30 - 13:00**

**Location** Yellow Area, Yellow Room 1

**Chairs** C.R. Chapple, Sheffield (GB)  
To be confirmed

### Learning objectives

The aim of this session is to continue active discussion between Russian urologists and EAU opinion leaders on prostate cancer and kidney cancer. Attendees will be able to learn updates on robot assisted radical prostatectomy, locally advanced and metastatic prostate cancer, kidney cancer surgical and medical treatment. Both sides will also present interactive discussion of clinical cases and approaches to solve the patients' problems. The session will serve as an outstanding opportunity to improve the education in urology and exchange opinions.

**10:30 - 10:35**

**Welcome and introduction**

**10:35 - 11:25**

**Prostate cancer surgery**

*Moderators* To be confirmed  
To be confirmed

**10:35 - 10:50**

**Actualising new models of healthcare service delivery in prostate cancer**

V. Sangar, Manchester (GB)

**10:50 - 11:05**

**RARP: Index patient in Russia in 2021**

To be confirmed

**11:05 - 11:25**

**Case presentations**

To be confirmed  
V. Sangar, Manchester (GB)

**11:25 - 12:15**

**Locally advanced and metastatic prostate cancer**

*Moderators* To be confirmed  
H. Van Poppel, Leuven (BE)

**11:25 - 11:40**

**What is new in pharmacotherapy?**

To be confirmed

**11:40 - 11:55**

**Metastatic prostate cancer update**

S. Reva, Saint-Petersburg (RU)

**11:55 - 12:15**

**Case presentations**

To be confirmed  
To be confirmed

**12:15 - 12:55**

**Kidney cancer surgery**

*Moderators* M.S. Gazimiev, Moscow (RU)  
H. Van Poppel, Leuven (BE)

**12:15 - 12:25**

**Latest developments in medical management**

To be confirmed

**12:25 - 12:35**

**Kidney cancer surgical treatment update**

To be confirmed

**12:35 - 12:55**

**Case presentations**

G. Palaguta, Krasnodar (RU)  
To be confirmed

12:55 - 13:00

Discussion and conclusion

 Video Session 01

**Friday 9 July**  
**10:45 - 12:15**

**Location**

Purple Area, eURO Auditorium 1


Poster Session 04

**Friday 9 July**  
**14:15 - 15:45**

**Location**

Purple Area, eURO Auditorium 2



 YAU open session

**Friday 9 July**  
**12:15 - 14:45**

**Location**

Yellow Area, Yellow Room 2

Poster Session 05

**Friday 9 July**  
**12:30 - 14:00**

**Location**

Yellow Area, Yellow Room 3

Poster Session 06

**Friday 9 July**  
**12:30 - 14:00**

**Location**

Yellow Area, Yellow Room 4

Video Session 02

**Friday 9 July**  
**12:30 - 14:00**

**Location**

Purple Area, eURO Auditorium 1

## Joint Session of the European Association of Urology (EAU) and the Confederación Americana de Urología (CAU)

Urology beyond Europe

**Friday 9 July**  
**11:30 - 14:00**

**Location** Purple Area, eURO Auditorium 2  
**Chairs** To be confirmed  
A.R. Rodriguez, Rochester (US)

### Learning objectives

The aim of this session is to facilitate an educational channel between urology in Europe and Latin-America. A deep insight in selected topics of current clinical practice in urology will be presented by a group of recognized experts from different countries' members of the EAU and CAU. Attendees will be able to learn updates on the diagnosis and management of prostate cancer, as well as, the contemporary approaches to treat related erectile dysfunction and incontinence due to prostate cancer therapies, from world-wide known experts in the field. This session will serve as an outstanding opportunity to exchange concepts and to improve the education of urology.

**11:30 - 11:35**

### Welcome and introduction

To be confirmed  
A.R. Rodriguez, Rochester (US)

**11:35 - 12:15**

### Case-based debate Prostate biopsy

**11:35 - 11:40**

#### Case presentation

To be confirmed

**11:40 - 11:50**

#### Always transrectal

J.G. Campos Salcedo, Mexico City (MX)

**11:50 - 12:00**

#### Always perineal

F. Bianco, Miami Lakes (US)

**12:00 - 12:10**

#### Are systematic biopsies still needed?

J. Walz, Marseille (FR)

**12:10 - 12:15**

#### Discussion

**12:15 - 12:55**

### Case-based debate Focal treatment

**12:15 - 12:20**

#### Case presentation

To be confirmed

**12:20 - 12:30**

#### Imaging and staging in localized prostate cancer (mpMRI, PSMA PET)

D. Murphy, Melbourne (AU)

**12:30 - 12:40**

#### Better HIFU

R. Sanchez-Salas, Paris (FR)

**12:40 - 12:50**

#### Better radical prostatectomy

R. Coelho, Sao Paulo (BR)

**12:50 - 12:55**

#### Discussion

**12:55 - 13:05**

#### Lymphadenectomy for prostate cancer: When and how?

A. Heidenreich, Cologne (DE)

**13:05 - 13:15**

#### Perioperative treatment of erectile dysfunction after radical prostatectomy

To be confirmed

## Scientific Programme - EAU21 Milan

---

<b>13:15 - 13:25</b>	<b>Management of urinary stress incontinence after prostate cancer therapy</b> M.A. Averbeck, Porto Alegre (BR)
<b>13:25 - 13:30</b>	<b>Discussion</b>
<b>13:30 - 13:50</b>	<b>Surgical treatment of lymph node recurrences after radical prostatectomy – Pro vs. con</b>
<b>13:30 - 13:40</b>	<b>Pro surgery</b> N. Fossati, Milan (IT)
<b>13:40 - 13:50</b>	<b>Pro radiotherapy</b> P. Ost, Ghent (BE)
<b>13:50 - 13:55</b>	<b>Discussion</b>
<b>13:55 - 14:00</b>	<b>Closing remarks</b> To be confirmed A.R. Rodriguez, Rochester (US)

## Joint Session of the European Association of Urology (EAU) and the Société Internationale d'Urologie (SIU)

Urology beyond Europe

<b>Friday 9 July</b> <b>10:30 - 13:00</b>	<b>Location</b>	Purple Area, Purple Room 1
	<b>Chairs</b>	To be confirmed S. Kulkarni, Pune (IN)
<b>10:30 - 10:35</b>	<b>Welcome and introduction</b>	C.R. Chapple, Sheffield (GB)
	<b>Urethral reconstruction</b>	
<b>10:35 - 10:50</b>	<b>Female urethral stricture and diverticulum</b>	C.R. Chapple, Sheffield (GB)
<b>10:50 - 11:15</b>	<b>Debate Transection vs. Non-transection of bulbar urethra</b>	
<b>10:50 - 11:00</b>	<b>Non-transection bulbar urethroplasty</b>	A. Mundy, London (GB)
<b>11:00 - 11:10</b>	<b>Anastomotic urethroplasty</b>	To be confirmed
<b>11:10 - 11:15</b>	<b>Discussion</b>	
<b>11:15 - 11:40</b>	<b>Debate Grafts vs. Flaps</b>	
<b>11:15 - 11:25</b>	<b>Grafts</b>	To be confirmed
<b>11:25 - 11:35</b>	<b>Flaps</b>	R. Gomez, Santiago (CL)
<b>11:35 - 11:40</b>	<b>Discussion</b>	
<b>11:40 - 11:55</b>	<b>Complex posterior urethroplasty</b>	S. Kulkarni, Pune (IN)
<b>11:55 - 12:10</b>	<b>Failed hypospadias repair</b>	P. Anderson, Dudley (GB)
<b>12:10 - 12:25</b>	<b>Panurethral stricture</b>	J. Chee, East Melbourne (AU)
<b>12:25 - 12:40</b>	<b>Urethral problems after prostate cancer treatment</b>	A. De La Taille, Créteil (FR)
<b>12:40 - 12:55</b>	<b>Ureteric reconstruction</b>	
	<i>Moderators</i>	To be confirmed To be confirmed
<b>12:40 - 12:55</b>	<b>Management of upper ureteric stricture (post-radiation, post-laser lithotripsy)</b>	R. Olianas, Luneburg (DE)
<b>12:55 - 13:00</b>	<b>Questions/answers and closing remarks</b>	S. Kulkarni, Pune (IN)

## Joint Session of the European Association of Urology (EAU) and the Arab Association of Urology (AAU)

Urology beyond Europe

**Friday 9 July**  
**13:15 - 15:45**

**Location** Yellow Area, Yellow Room 1

**Chairs** To be confirmed  
M. Wirth, Dresden (DE)

### Learning objectives

In this session, Arabic and European speakers will address the up-to-date topics in urology. The attending participants will learn a lot from the discussion. The topics include uro-oncology, urolithiasis, paediatric urology and how-I-do-it videos.

By the end of the session, the audience will have many tips and tricks which will be of great help in decision-making and improving the clinical urological practice.

**13:15 - 13:20**

**Welcome and introduction**

**13:20 - 13:55**

**Urolithiasis and endourology**

*Moderators* N. Al-Hamdani, Baghdad (IQ)  
To be confirmed  
Y. Farahat, Dubai (AE)

**13:20 - 13:35**

**Did laser use change stone treatment?**

K. Thomas, London (GB)

**13:35 - 13:50**

**Tricks and innovations in endourologic procedure**

To be confirmed

**13:50 - 13:55**

**Discussion**

**13:55 - 14:30**

**Uro-oncology**

*Moderators* A.A. Al-Zarooni, Sharjah (AE)  
To be confirmed  
To be confirmed

**13:55 - 14:10**

**Upper urothelial cancer: Established treatment and guidelines**

A. Stenzl, Tübingen (DE)

**14:10 - 14:25**

**Neo-adjuvant chemotherapy in upper urothelial cancer**

To be confirmed

**14:25 - 14:30**

**Discussion**

**14:30 - 15:05**

**Paediatric urology**

**14:30 - 14:45**

**Optimal time to interfere in urologic disorders**

To be confirmed

**14:45 - 15:00**

**Late problems after urinary diversion in children**

To be confirmed

**15:00 - 15:05**

**Discussion**

**15:05 - 15:40**

**How I do it:**

**15:05 - 15:20**

**Open radical prostatectomy**

O. Hakenberg, Rostock (DE)

**15:20 - 15:35**

**Ileal loop conduit**

To be confirmed



## Scientific Programme - EAU21 Milan

---

15:35 - 15:40

Discussion

---

15:40 - 15:45

Closing remarks

## Joint Session of the European Association of Urology (EAU) and the Pakistan Association of Urological Surgeons (PAUS)

Urology beyond Europe

**Friday 9 July**  
**10:30 - 13:00**

**Location** Green Area, Green Room 1

**Chairs** To be confirmed  
To be confirmed

### Learning objectives

This session will collaboratively endeavour to provide an overview of the latest developments in the management urinary tract infections and provide an update on current challenges in urological training which have historically received inadequate attention in Pakistan.

**10:30 - 10:40**

### Welcome and introduction

To be confirmed  
To be confirmed  
To be confirmed

**10:40 - 11:30**

### Urinary tract infections

*Moderators* R. Hamid, London (GB)  
To be confirmed

**10:40 - 10:55**

### Catheter associated infections and their management: Interesting observations in developing countries

To be confirmed

**10:55 - 11:10**

### Management algorithm for recurrent urinary tract infections in the light of recent advancements

G.R. Kasyan, Moscow (RU)

**11:10 - 11:30**

### Questions and answers

**11:30 - 12:20**

### Urological training

*Moderators* A. Govorov, Moscow (RU)  
S-U. Rehman, Hydergabad (PK)

**11:30 - 11:45**

### How to achieve best outcomes in urological training

A.J. Figueiredo, Coimbra (PT)

**11:45 - 12:00**

### Overview of urological training in Pakistan: Our vision for the future

To be confirmed

**12:00 - 12:20**

### Questions and answers

**12:20 - 12:50**

### EAU-PAUS case discussion

*Moderators* A.J. Figueiredo, Coimbra (PT)  
A. Rahman, Peshawar (PK)

**12:20 - 12:35**

### Case 1

To be confirmed

**12:35 - 12:50**

### Case 2

To be confirmed

**12:50 - 13:00**

### Closing remarks

To be confirmed  
To be confirmed

## Joint Session of the European Association of Urology (EAU) and the Pan-African Urological Surgeons Association (PAUSA)

Urology beyond Europe

Friday 9 July  
10:30 - 13:00

**Location** Green Area, Green Room 2  
**Chairs** To be confirmed  
P. Van Kerrebroeck, Maastricht (NL)

### Learning objectives

In this session members of the PAUSA and the EAU will discuss a variety of topics with clinical relevance in the specific African setting. The timing will allow for maximal interaction and discussion.

10:30 - 10:35	<b>Welcome and introduction</b>
10:35 - 10:50	<b>Place of endoscopy in vesical pain syndrome / interstitial cystitis: Experience of the University Hospital of Annaba and review of the literature</b> N. Laskri, Annaba (DZ)
10:50 - 10:55	<b>Discussion</b>
10:55 - 11:10	<b>Imaging predictive tools and renal mass management</b> A. Boulatrous, Annaba (DZ)
11:10 - 11:15	<b>Discussion</b>
11:15 - 11:30	<b>Treatment of VVF: An update</b> To be confirmed
11:30 - 11:35	<b>Discussion</b>
11:35 - 11:50	<b>Non malignant complications of schistosomiasis</b> To be confirmed
11:50 - 11:55	<b>Discussion</b>
11:55 - 12:10	<b>The cost of prostate cancer care in Sub-Saharan Africa: Can we afford not to change the treatment landscape</b> S. Mutambirwa, Pretoria (ZA)
12:10 - 12:15	<b>Discussion</b>
12:15 - 12:30	<b>Tropical urology</b> To be confirmed
12:30 - 12:35	<b>Discussion</b>
12:35 - 12:55	<b>General discussion: What can we learn from each other?</b>
12:55 - 13:00	<b>Closing remarks</b>

Poster Session 07

**Friday 9 July**  
**14:15 - 15:45**

**Location**


Yellow Area, Yellow Room 3

Poster Session 08

**Friday 9 July**  
**14:15 - 15:45**

**Location**

Yellow Area, Yellow Room 4

 YAU closed session

**Friday 9 July**  
**16:15 - 17:45**

**Location**

Yellow Area, Yellow Room 2

 Opening Ceremony

**Friday 9 July**  
**18:00 - 19:30**

**Location**

Purple Area, eURO Auditorium 1

 Networking Reception

**Friday 9 July**  
**19:30 - 21:00**

**Location**

Purple Area, eURO Auditorium 1



 General Assembly

**Saturday 10 July**  
**07:15 - 08:15**

**Location**

Purple Area, Purple Room 2

## Nightmare session: PCa early detection

Plenary Session 02

**Saturday 10 July**  
**08:15 - 10:15**

**Location** Purple Area, eURO Auditorium 1  
**Chairs** C.H. Bangma, Rotterdam (NL)  
J. Walz, Marseille (FR)

**08:15 - 08:55**

**Can we completely rely on MRI?**  
*Moderator* S. Joniau, Leuven (BE)

**08:15 - 08:20**

**Case presentation**  
To be confirmed

**08:20 - 08:30**

**Case discussion**  
H.U. Ahmed, London (GB)

**08:30 - 08:45**

**Cross-examination**  
B. Leigh, London (GB)

**08:45 - 08:55**

**Case solution and audience questions**  
S. Joniau, Leuven (BE)

**08:55 - 09:35**

**What are the best precautions for a safe biopsy?**  
*Moderator* To be confirmed

**08:55 - 09:00**

**Case presentation**  
I. Heidegger, Innsbruck (AT)

**09:00 - 09:10**

**Case discussion**  
C. Stief, Munich (DE)

**09:10 - 09:25**

**Cross-examination**  
B. Leigh, London (GB)

**09:25 - 09:35**

**Case solution and audience questions**  
To be confirmed

**09:35 - 10:15**

**How to deal with low-grade cancers?**  
*Moderator* A. Villers, Lille (FR)

**09:35 - 09:40**

**Case presentation**  
A. Stabile, Milan (IT)

**09:40 - 09:50**

**Case discussion**  
A. De La Taille, Créteil (FR)

**09:50 - 10:05**

**Cross-examination**  
B. Leigh, London (GB)

**10:05 - 10:15**

**Case solution and audience questions**  
A. Villers, Lille (FR)

## Renal cancer: From localised to metastatic disease

Plenary session 03

**Saturday 10 July**  
**08:15 - 10:15**

**Location** Purple Area, eURO Auditorium 2  
**Chairs** P.F.A. Mulders, Nijmegen (NL)  
M-O. Grimm, Jena (DE)

08:15 - 08:30

**Society of Urologic Oncology (SUO) lecture The VHL kidney cancer gene: Discovery, oxygen sensing and therapy**  
W.M. Linehan, Bethesda (US)

08:30 - 09:05

**Small renal mass**  
*Moderator* A. Volpe, Novara (IT)

08:30 - 08:40

**Active surveillance**  
M.C. Mir Maresma, Barcelona (ES)

08:40 - 08:50

**Focal treatment**  
E. Barret, Paris (FR)

08:50 - 09:00

**Surgical resection**  
U. Capitano, Milan (IT)

09:00 - 09:05

**Summary**  
A. Volpe, Novara (IT)

09:05 - 09:40

**Case-based debate cT2 Renal cancer**  
*Moderator* J. Gómez Rivas, Madrid (ES)

09:05 - 09:10

**Case presentation**  
M. Taratkin, Moscow (RU)

09:10 - 09:20

**Partial nephrectomy whenever possible**  
C.K. Bensalah, Rennes (FR)

09:20 - 09:30

**Radical nephrectomy remains the gold standard**  
H. Zargar Shoshtari, Melbourne (AU)

09:30 - 09:40

**Panel discussion**  
*Panel* C.K. Bensalah, Rennes (FR)  
J. Gómez Rivas, Madrid (ES)  
M. Taratkin, Moscow (RU)  
H. Zargar Shoshtari, Melbourne (AU)

09:40 - 10:00

**Cytoreductive nephrectomy in the management of metastatic clear cell RCC**

09:40 - 09:50


**The ideal case: Cytoreductive nephrectomy first**  
G.N. Thalmann, Bern (CH)

09:50 - 10:00

**Systemic treatment without or with delayed nephrectomy: When and how?**  
A. Bex, London (GB)

10:00 - 10:15

**State-of-the-art lecture Immunotherapy-based management of metastatic clear-cell and variant RCC: What can we achieve?**  
To be confirmed

 Patient information 1

<b>Saturday 10 July</b> <b>08:30 - 10:00</b>	<b>Location</b>	Yellow Area, Yellow Room 4
---	-----------------	----------------------------

 YUORDay

**Saturday 10 July**  
**10:00 - 17:00**

**Location**

Yellow Area, Yellow Room 3

## Urological surgery and interventions in an office and outpatient setting

Meeting of the EAU Section of Outpatient and Office Urologists (ESUO)

**Saturday 10 July**  
**10:15 - 14:00**

**Location** Purple Area, Purple Room 1

**Chairs** H. Haas, Heppenheim (DE)  
To be confirmed

### Learning objectives

Outpatient surgery is a usual task of office urologists in Europe. The procedures include as well open surgery as endoscopic interventions. Furthermore recent developments offer the opportunity of prostate treatment in an outpatient and day surgery setting. In examples, these procedures are demonstrated in this session illustrated by videos. As key conditions, the aspects of anaesthesia and sedation and the prevention and management of complications in outpatient procedures are presented. Regarding the great spectrum of complexity in outpatient surgery a debate together with the audience will discuss the question which of the procedures should be done in which institution: in the office, in uro-surgical centres or in collaboration with local hospitals. Legal aspects playing an increasing role in outpatient surgery will complement the interactive meeting which is interesting not only for office urologists but also for urologists in clinic.

**10:15 - 10:20**

### Welcome and introduction

To be confirmed

**10:20 - 10:25**

### Outpatient surgery in European urological offices

H. Haas, Heppenheim (DE)

**10:25 - 11:05**

### Before surgery and interventions

*Moderators* F. Dimitriadis, Kalamaria, Thessaloniki (GR)  
L.P. Zapala, Warsaw (PL)

**10:25 - 10:40**

### Patient's preparation

To be confirmed

**10:40 - 10:50**

### The diversified nursing roles in the coordination and delivery of urology outpatient and day care services

L. Van De Bilt-Sonderegger, Eindhoven (NL)

**10:50 - 11:05**

### The impact of sedation and local anesthesia on day case urology

To be confirmed

**11:05 - 11:55**

### Open surgery and diagnostic procedures

*Moderators* To be confirmed  
A. Zachariou, Ioannina (GR)

**11:05 - 11:20**

### Office-based penile surgery

F. Dimitriadis, Kalamaria, Thessaloniki (GR)

**11:20 - 11:35**

### Vasectomy

To be confirmed

**11:35 - 11:55**

### Prostate biopsy

T.H. Kuru, Köln (DE)  
To be confirmed

**11:55 - 13:10**

### Endoscopic interventions

*Moderators* H. Brenneis, Pirmasens (DE)  
T.H. Kuru, Köln (DE)

11:55 - 12:10	<b>Urethral stricture management and all relevant current and emerging office based technologies</b> To be confirmed
12:10 - 12:25	<b>Management of ureteral stents</b> To be confirmed
12:25 - 12:40	<b>Botox-therapy</b> A. Apostolidis, Thessaloniki (GR)
12:40 - 12:55	<b>Urolift, rezum</b> To be confirmed
12:55 - 13:10	<b>iTind, embolisation</b> To be confirmed
<hr/>	
13:10 - 13:55	<b>Conditions of surgery and interventions</b> <i>Moderators</i> H. Haas, Heppenheim (DE) To be confirmed
13:10 - 13:25	<b>The complications of day case scrotogenital and endoscopic interventions: Prevention and management</b> To be confirmed
13:25 - 13:45	<b>Which operation in which institution</b> <i>Panel</i> To be confirmed To be confirmed L.P. Zapala, Warsaw (PL)
13:45 - 13:55	<b>Day case surgery and the law, how vulnerable is the urologist?</b> To be confirmed
<hr/>	
13:55 - 14:00	<b>Closing remarks</b> H. Haas, Heppenheim (DE)

## Mysteries, facts, and fictions in andrological disease

Meeting of the EAU Section of Andrological Urology (ESAU)

**Saturday 10 July**  
10:15 - 14:00

**Location** Purple Area, Purple Room 2

**Chair** To be confirmed

### Learning objectives

The main objective of the meeting of the EAU Section of the European Section of Andrological Urology is to provide the latest information on several controversial issues and unanswered questions in the fields of male infertility, male endocrinology, and sexual medicine. Video presentations will assist the participants to pick up the tips and tricks of several surgical procedures in the male genital tract as take home-messages. Time-lapse cinematography of embryological development will raise an important role for the male gamete-DNA beyond fertilisation susceptible to philosophical considerations. Emphasis will be given to the molecular biology- basis of several andrological pathophysiologicals. Novel surgical techniques, ethical barriers, and physiological consequences of disputable and criticised procedures such as penile elongation/penile enlargement and gender reassignment surgery will be discussed. The role of the andrologist in the oncological clinics will be promoted. In addition this meeting will provide compelling evidence for the unique role of testosterone as a source of youth for the male. Discussion of interesting case reports will give the opportunity for an active interaction between the faculty members and the participants.

10:15 - 10:18

### Welcome and introduction

To be confirmed

10:18 - 10:30

### State-of-the-art lecture Testosterone therapy in men with prostate cancer

*Moderators* O. Apolikhin, Moscow (RU)

To be confirmed

*Speaker*

To be confirmed

10:30 - 10:45

### Debate Collagenase clostridium histolyticum in the treatment of Peyronie's disease: An effective approach

*Moderators* To be confirmed

P. Verze, Naples (IT)

*Pro*

D.J. Ralph, London (GB)

*Con*

I. Moncada Iribarren, Madrid (ES)

10:45 - 10:50

### Discussion

10:50 - 11:20

### Surgery in motion: When the urologist has hard time in penile surgery

*Moderators*

To be confirmed

To be confirmed

10:50 - 10:55

### Associated video presentation When the urologist has a hard time to manage congenital penile curvature

A. Kadioglu, Istanbul (TR)

10:55 - 11:00

### Associated video presentation When the urologist has hard time to place penile prosthesis

P. Egydio, Sao Paulo (BR)

11:00 - 11:05

### Associated video presentation When the urologist has hard time to manage infected penile prosthesis

E. Ruiz-Castañé, Barcelona (ES)



11:05 - 11:10	<b>Associated video presentation</b> When the urologist has hard time to manage penile shortening and curvature in Peyronie's disease A. Kadioglu, Istanbul (TR)
11:10 - 11:15	<b>Associated video presentation</b> When the urologist has hard time to restore male genitalia in children with bladder extrophy R. Djivic, Belgrade (RS)
11:15 - 11:20	<b>Discussion</b>
11:20 - 11:55	<b>Neglected issues concerning male sexual satisfaction and orgasm</b> <i>Moderators</i> M. Albersen, Leuven (BE) To be confirmed
11:20 - 11:30	<b>Physiology of male sexual satisfaction and orgasm</b> To be confirmed
11:30 - 11:40	<b>Is it possible to improve sexual satisfaction and orgasm in men with spinal cord injury?</b> Z. Kopa, Budapest (HU)
11:40 - 11:50	<b>Parameters predicting sexual satisfaction after penile implant surgery</b> C. Bettocchi, Bari (IT)
11:50 - 11:55	<b>Discussion</b>
11:55 - 12:30	<b>SARS-COV-2: A new and urgent challenge in andrology?</b> <i>Moderators</i> C.R. Chapple, Sheffield (GB) J.O.R. Sønksen, Herlev (DK)
11:55 - 12:05	<b>Is SARS-COV-2 virus excreted in seminal fluid of men with COVID-19?</b> A. Giwercman, Malmö (SE)
12:05 - 12:15	<b>SARS-COV-2: Is an acute or chronic hypogonadal state associated with morbidity and mortality?</b> A. Salonia, Milan (IT)
12:15 - 12:25	<b>Evidence for vertical transmission and the long term effects of SARS-COV-2 on male sexual and reproductive health</b> S.. Minhas, London (GB)
12:25 - 12:30	<b>Discussion</b>
12:30 - 12:40	<b>State-of-the-art lecture</b> The role of kisspeptins in male reproductive physiology <i>Moderators</i> To be confirmed To be confirmed <i>Speaker</i> To be confirmed
12:40 - 13:35	<b>Surgery of the testis and male infertility</b> <i>Moderators</i> F. Dimitriadis, Kalamaria, Thessaloniki (GR) P.A.S. Vendeira, Matosinhos (PT)
12:40 - 12:50	<b>Should the testicular artery be preserved at varicocelelectomy?</b> T. Diemer, Giessen (DE)
12:50 - 13:00	<b>Employing quantitative telomerase assay for the identification of non-obstructed azoospermic men positive for foci of testicular haploid germ cells</b> To be confirmed
13:00 - 13:10	<b>The new EAU Guidelines in male reproductive health: Changes in the diagnostic and surgical management of men with infertility</b> S.. Minhas, London (GB)
13:10 - 13:20	<b>Pharmaceutical stimulation of the testis prior to TESE: When and how?</b> M. Dinkelman-Smit, Rotterdam (NL)

---

13:20 - 13:30	<b>Fertility preservation in oncology patients: Current techniques and future perspectives</b> To be confirmed
13:30 - 13:35	<b>Discussion</b>
13:35 - 13:40	<b>Interesting publications in andrology during 2020</b> <i>Moderators</i> To be confirmed S.V. Yrastorza, Quezon City (PH) <i>Speaker</i> C. Konstantinidis, Ilion (GR)
13:40 - 14:00	<b>Surgery in motion: Male infertility</b> <i>Moderators</i> To be confirmed To be confirmed
13:40 - 13:45	<b>Associated video presentation Microsurgical sperm recovery from the testis and epididymis</b> W.J. Huang, Taipei (TW)
13:45 - 13:50	<b>Associated video presentation Microsurgical sperm recovery from the vas deferens</b> A. Zachariou, Ioannina (GR)
13:50 - 13:55	<b>Associated video presentation Microsurgical varicocelelectomy: Tips and tricks</b> S. Çayan, Mersin (TR)
13:55 - 14:00	<b>Associated video presentation Microsurgical vasectomy repair: Surgical parameters influencing the post-operative patency rate and pregnancy rate</b> D.G. Lusaya, Manila (PH)

## Functional urology in 2021: What did we miss at EAU20 and what is essential?

Meeting of the EAU Section of Female and Functional Urology (ESFFU)

**Saturday 10 July**  
**10:15 - 14:00**

**Location** Yellow Area, Yellow Room 1

**Chair** F. Cruz, Porto (PT)

### Learning objectives

The meeting will address several hot topics in functional urology: Surgical treatment of male and female incontinence, including the controversy involving synthetic slings in women, treatment options for LUTS and an up-date in neuro-urology.

**10:15 - 10:20**

### Introduction

F. Cruz, Porto (PT)

**10:20 - 11:05**

### Male incontinence

*Moderators*

To be confirmed

R. Hamid, London (GB)

**10:20 - 10:32**

### Is the ESFFU/EAU registry helping urologists to select patients for AUS with post-prostatectomy incontinence?

To be confirmed

**10:32 - 10:35**

### Discussion

**10:35 - 10:47**

### AUS or sling? Is the MASTER trial going to change our practice?

To be confirmed

**10:47 - 10:50**

### Discussion

**10:50 - 11:02**

### Male incontinence in difficult cases (irradiated, previous AUS, previous sling)

R. Bauer, Munich (DE)

**11:02 - 11:05**

### Discussion

**11:05 - 12:15**

### Case discussion Female stress urinary incontinence

*Moderators*

To be confirmed

F. Cruz, Porto (PT)

**11:05 - 11:10**

### SUI case presentation

To be confirmed

**11:10 - 11:22**

### I prefer to maintain synthetic mid urethral sling as the first surgical option

E. Kocjancic, Chicago (US)

**11:22 - 11:25**

### Discussion

**11:25 - 11:37**

### Can we return to Burch colposuspension without educational programmes?

K. Everaert, Ghent (BE)

**11:37 - 11:40**

### Discussion

**11:40 - 11:52**

### Synthetic mid urethral slings and Burch colposuspension are not free of complications. How to inform patients?

A. Tubaro, Rome (IT)

**11:52 - 11:55**

### Discussion

**11:55 - 12:07**

### My patient has SUI again! What can I offer her to treat the recurrence?

To be confirmed

**12:07 - 12:10**

### Discussion

**12:10 - 12:15**

### Conclusions: Synthetic mid urethral sling or Burch colposuspension?

F. Cruz, Porto (PT)

<b>12:15 - 13:00</b>	<b>ESFFU meets other societies</b> <i>Moderators</i> E. Chartier-Kastler, Paris (FR) H. Hashim, Bristol (GB)
<b>12:15 - 12:30</b>	<b>International Continence Society (ICS) lecture Is the paradigm of botulinum toxin A injection in the bladder wall for OAB maintained in real life?</b> To be confirmed
<b>12:30 - 12:45</b>	<b>Society of Urodynamics, Female Pelvic Medicine &amp; Urogenital Reconstruction (SUFU) lecture Interstitial cystitis: What have we learned so far from the multidisciplinary approach to the study of chronic pelvic pain (MAPP) research network?</b> J.Q. Clemens, Ann Arbor (US)
<b>12:45 - 13:00</b>	<b>Taiwan Continence Society (TCS) lecture Bladder microbiome and OAB. Do we know already the pathophysiology?</b> To be confirmed
<b>13:00 - 13:30</b>	<b>OAB pharmacology</b> <i>Moderators</i> S. Charalampous, Limassol (CY) G.R. Kasyan, Moscow (RU)
<b>13:00 - 13:12</b>	<b>Potential drug interactions in functional urology pharmacotherapy</b> M.C. Michel, Mainz (DE)
<b>13:12 - 13:15</b>	<b>Discussion</b>
<b>13:15 - 13:27</b>	<b>Combination treatment in OAB</b> M.S. Rahnama'i, Aachen (DE)
<b>13:27 - 13:30</b>	<b>Discussion</b>
<b>13:30 - 14:00</b>	<b>Neuro-urology</b> <i>Moderators</i> T. Tarcan, Istanbul (TR) F. Van Der Aa, Leuven (BE)
<b>13:30 - 13:42</b>	<b>PTNS in the neuro-urological patient</b> B.Y. Padilla Fernandez, San Cristóbal De La Laguna (ES)
<b>13:42 - 13:45</b>	<b>Discussion</b>
<b>13:45 - 13:57</b>	<b>Will the AnTIC trial change the way we manage patients on a CIC program?</b> V. Phé, Paris (FR)
<b>13:57 - 14:00</b>	<b>Discussion</b>
	<b>Closing remarks</b> F. Cruz, Porto (PT)

---

## Controversies in onco-urology

Joint meeting of the EAU Section of Oncological Urology (ESOU), the EAU Robotic Urology Section (ERUS), the EAU Section of Uro-Technology (ESUT) in conjunction with ECCO, EORTC-GUCG, ESMO, ESSO, ESTRO, EUOG and EAUN

**Saturday 10 July**  
**10:30 - 15:45**

**Location** Purple Area, eURO Auditorium 2

**Chairs** G. Giannarini, Udine (IT)  
M. Rouprêt, Paris (FR)

### Learning objectives

- To reinforce the leading role of European urologists in providing care to patients with genitourinary malignancies.
- To implement personalised pathways of care across the wide spectrum of genitourinary malignancies.
- To promote strategic alliance between EAU sections and other scientific societies with the aim of strengthening multidisciplinary collaborations where there are no boundaries among urologists, medical oncologists and radiation oncologists.

**10:30 - 10:40**

### Welcome and introduction

G. Giannarini, Udine (IT)  
M. Rouprêt, Paris (FR)

### ESOU opens borders

**10:40 - 10:55**

### European Society of Surgical Oncology (ESSO)

**10:40 - 10:50**

**Lymph node management in penile cancer: controversies and developments**  
To be confirmed

**10:50 - 10:55**

### Discussion

**10:55 - 11:10**

### European Cancer Organisation (ECCO)

**10:55 - 11:05**

**ECCO amplifying the work of its member societies in EU policy and advocacy**  
To be confirmed

**11:05 - 11:10**

### Discussion

**11:10 - 11:25**

### European Society for Radiotherapy and Oncology (ESTRO)

**11:10 - 11:20**

**Radiotherapy after radical prostatectomy in the PSMA-PET era**  
A. Bossi, Villejuif (FR)

**11:20 - 11:25**

### Discussion

**11:25 - 11:40**

### European Society for Medical Oncology (ESMO)

**11:25 - 11:35**

**Evolving landscape of first-line systemic treatment in metastatic renal cell carcinoma**  
To be confirmed

**11:35 - 11:40**

### Discussion

**11:40 - 11:55**

### The European Organisation for Research and Treatment of Cancer (EORTC) Genito-Urinary Cancers Group (GUCG)

**11:40 - 11:50**

**Options and challenges in the management of oligometastatic prostate cancer**  
P. Ost, Ghent (BE)

**11:50 - 11:55**

### Discussion

# Scientific Programme - EAU21 Milan


---

11:55 - 12:10	<b>European Uro-Oncology Group (EUOG)</b>
11:55 - 12:05	<b>Using biomarkers to monitor treatment response in metastatic hormone-naïve prostate cancer</b> S. Osanto, Leiden (NL)
12:05 - 12:10	<b>Discussion</b>
<hr/>	
12:10 - 12:20	<b>European Association of Urology Nurses (EAUN)</b>
12:10 - 12:20	<b>The role of advanced nurse practitioners in the follow-up of kidney cancer patients</b> To be confirmed
<hr/>	
	<b>ESOU-ERUS-ESUT Common problems in onco-urology</b>
	<i>Moderators</i> A.E. Canda, Istanbul (TR) A. Mottrie, Aalst (BE) M. Rouprêt, Paris (FR)
<hr/>	
12:20 - 12:45	<b>Is there still room for training young surgeons to open surgery in the robotic era?</b>
12:20 - 12:30	<b>Yes</b> S. Shariat, Vienna (AT)
12:30 - 12:40	<b>No</b> A. Mottrie, Aalst (BE)
12:40 - 12:45	<b>Discussion</b>
<hr/>	
12:45 - 13:20	<b>Case-based debate Should we perform PSMA PET/TC in the initial staging of prostate cancer?</b>
	<i>Case presenter</i> A. Kretschmer, Munich (DE)
12:50 - 13:00	<b>Yes</b> D. Murphy, Melbourne (AU)
13:00 - 13:10	<b>The answer is no</b> A. Briganti, Milan (IT)
13:10 - 13:20	<b>Questions and answers</b>
<hr/>	
13:20 - 13:55	<b>Case-based debate The medico-legal standpoint: A renal biopsy is mandatory for all renal tumours</b>
	<i>Case presenter</i> N. Pavan, Trieste (IT)
13:25 - 13:35	<b>Yes</b> A. Volpe, Novara (IT)
13:35 - 13:45	<b>No</b> R. Boissier, Marseille (FR)
13:45 - 13:55	<b>Questions and answers</b>
<hr/>	
13:55 - 14:30	<b>Case-based debate Should the robotic approach for partial nephrectomy be systematically recommended?</b>
	<i>Case presenter</i> R. Campi, Florence (IT)
14:00 - 14:10	<b>Yes</b> To be confirmed
14:10 - 14:20	<b>The answer is no</b> G. Giannarini, Udine (IT)
14:20 - 14:30	<b>Questions and answers</b>
<hr/>	

## Scientific Programme - EAU21 Milan

---

14:30 - 15:05	<b>Case-based debate</b> There is no role for radical cystectomy in cT0 after neoadjuvant chemotherapy <i>Case presenter</i> B. Pradere, Toulouse (FR)
14:35 - 14:45	<b>Yes</b> A. Masson-Lecomte, Paris (FR)
14:45 - 14:55	<b>No</b> J.A. Witjes, Nijmegen (NL)
14:55 - 15:05	<b>Questions and answers</b>
<hr/>	
15:05 - 15:40	<b>Case-based debate</b> Optimal timing of perioperative systemic therapy for high-risk upper urinary tract cancer <i>Case presenter</i> To be confirmed
15:10 - 15:20	<b>Neoadjuvant</b> A. Breda, Barcelona (ES)
15:20 - 15:30	<b>Adjuvant</b> To be confirmed
15:30 - 15:40	<b>Questions and answers</b>
<hr/>	
15:40 - 15:45	<b>Closing remarks</b>

 Video Session 03

<b>Saturday 10 July</b> <b>10:45 - 12:15</b>	<b>Location</b>	Red Area, Red Room 1
---	-----------------	----------------------



Meeting of the EAU Section of Uro-Technology (ESUT)

**Saturday 10 July**  
**11:00 - 18:00**

**Location**

Purple Area, eURO Auditorium 1

## History of urology at a glance

EAU Specialty Session

**Saturday 10 July**  
**14:15 - 16:15**

**Location** Green Area, Green Room 6

**Chairs** R. Jungano, Naples (IT)  
P. Van Kerrebroeck, Berchem- Antwerp (BE)

### Learning objectives

This specialty session is organised by the EAU History Office and covers a wide variety of interesting topics to do with the History of Urology. In addition to biographies of notable pioneers in the field or specific historical episodes, this year features a topic close to everyone's current daily practice: Urology and pandemics. Furthermore, this session includes the presentation of this year's Congress Gift, the book "Roma Intima" by Drs. Mattelaer and Gevaert. After this session, participants will have gained a wider perspective of current urological issues and have learned from the experiences of their predecessors.

**14:15 - 14:25**

### Welcome and introduction

P. Van Kerrebroeck, Berchem- Antwerp (BE)

**14:25 - 14:40**

### Prof. Enrico Dormia: The man, the urologist and his basket

To be confirmed

**14:40 - 14:45**

### Discussion

**14:45 - 15:00**

### COVID-19 and urologists: Nihil novi sub sole?

M.S. Rahnama'i, Aachen (DE)

**15:00 - 15:05**

### Discussion

**15:05 - 15:20**

### Urological surgery in ancient Roman times

J.C. Goddard, Leicester (GB)

**15:20 - 15:25**

### Discussion

**15:25 - 15:45**

### Roma Intima

*Speakers*

To be confirmed

To be confirmed

**15:45 - 15:50**

### Discussion

**15:50 - 16:05**

### Presentation of the book "Roma Intima" to the EAU Executive

To be confirmed

**16:05 - 16:15**

### Closing remarks


P. Van Kerrebroeck, Berchem- Antwerp (BE)

Poster Session 09

**Saturday 10 July**  
**11:15 - 12:45**

**Location**

Yellow Area, Yellow Room 4

 Video Session 04

<b>Saturday 10 July</b> 12:30 - 14:00	<b>Location</b>	Red Area, Red Room 1
--	-----------------	----------------------

Poster Session 10

**Saturday 10 July**  
**13:00 - 14:30**

**Location**

Yellow Area, Yellow Room 4

## Contemporary urogenital reconstruction and continence restoration: A practical guide

Meeting of the EAU Section of Genitourinary Reconstructive Surgeons (ESGURS)

**Saturday 10 July**  
14:15 - 18:00

**Location** Purple Area, Purple Room 1

**Chair** D.J. Ralph, London (GB)

### Learning objectives

This year there will be various interesting topics for all on reconstructive surgery with the introduction of new and young speakers. The main topics covered will include urethral surgery with exciting sessions on male AND female urethroplasty and Peyronie's disease, and significant practical tips on penile prosthesis implantation. There will also be a session on testicular descent and disorders of sexual differentiation followed by updates on male incontinence surgery. Is robotic surgery going to replace open techniques in the future? This will be debated using ureteric reconstruction as an example. A wide range of topics will be covered at different levels making the programme suitable for all from trainees to trainers.

14:15 - 14:17

### Welcome

D.J. Ralph, London (GB)

### Urethral surgery

*Moderators*

P. Anderson, Dudley (GB)

To be confirmed

14:17 - 14:37

### Failed hypospadias repair

14:17 - 14:27

#### When and how to do one-stage urethroplasty in failed hypospadias repair

R. Dahlem, Hamburg (DE)

14:27 - 14:37

#### When and how to do two-stage urethroplasty in failed hypospadias repair

P. Anderson, Dudley (GB)

14:37 - 14:57

### The nearly-obliterative bulbar stricture

14:37 - 14:47

#### Double grafting technique and outcomes

E. Palminteri, Arezzo (IT)

14:47 - 14:57

#### Non-transecting anastomotic repair

F. Campos Juanatey, Santander (ES)

14:57 - 15:17

### Female urethroplasty

14:57 - 15:07

#### Ventral onlay urethroplasty

T.J. Greenwell, London (GB)

15:07 - 15:17

#### Dorsal onlay urethroplasty

M. Waterloos, Ghent (BE)

15:17 - 15:27

### Trials and implementation in clinical practice

15:17 - 15:22

#### Closure versus non-closure in buccal mucosa harvesting

L.A. Kluth, Frankfurt (DE)

15:22 - 15:27

#### Post operative imaging in urethral surgery using retrograde pericatheter urethrography or trial of voiding cystourethrography

W. Verla, Ghent (BE)

### Penile surgery

---

<b>15:27 - 15:53</b>	<b>Peyronie's disease</b> <i>Moderators</i> I. Moncada Iribarren, Madrid (ES) D.J. Ralph, London (GB)
<b>15:27 - 15:33</b>	<b>Are we still doing plications in 2021, how and for who?</b> S. Sansalone, Rome (IT)
<b>15:33 - 15:38</b>	<b>Are we still doing grafting procedures in 2021, how and for who?</b> L. Cormio, Foggia (IT)
<b>15:38 - 15:43</b>	<b>Penile prosthesis and Peyronie's disease: An overview</b> J.I. Martínez Salamanca, Majadahonda (ES)
<b>15:43 - 15:48</b>	<b>The modelling procedure, how I do it and results</b> J. Torremade Barreda, L'Hospitalet de Llobregat (ES)
<b>15:48 - 15:53</b>	<b>Lengthening procedures, options and results</b> R. Djinic, Belgrade (RS)

---

<b>15:53 - 16:35</b>	<b>Penile prosthesis</b> <i>Moderators</i> R. Djinic, Belgrade (RS) O.R. Sedigh, Turin (IT)
<b>15:53 - 16:00</b>	<b>Type of prosthesis and options</b> F. Deho, Milan (IT)
<b>16:00 - 16:07</b>	<b>Which approach for which patient?</b> C. Bettocchi, Bari (IT)
<b>16:07 - 16:14</b>	<b>How to improve cosmetic and functional aspects</b> J. Romero Otero, Madrid (ES)
<b>16:14 - 16:21</b>	<b>Reservoir implantation, options and preferences</b> N. Tomada, Porto (PT)
<b>16:21 - 16:28</b>	<b>Floppy glans: Options and management</b> M. Skrodzka, London (GB)
<b>16:28 - 16:35</b>	<b>Penile implants and the buried penis</b> V. Modgil, Manchester (GB)

---

## Male incontinence

---

<b>16:35 - 17:07</b>	<b>New techniques in male incontinence</b> <i>Moderators</i> R. Dahlem, Hamburg (DE) To be confirmed
<b>16:35 - 16:43</b>	<b>Adjustable fascia sling in the male</b> To be confirmed
<b>16:43 - 16:51</b>	<b>Implantation of AMS 800 Da Vinci</b> B. Peyronnet, Rennes (FR)
<b>16:51 - 16:59</b>	<b>Implantation of adjustable sling ATOMS</b> To be confirmed
<b>16:59 - 17:07</b>	<b>Overview of new devices, past, present, and future</b> T.S. Pottek, Berlin (DE)

---

## Life-long urology

---

<b>17:07 - 17:39</b>	<b>Testicular descent and disorders of sexual differentiation</b> <i>Moderators</i> G. De Win, Edegem (BE) J.M. Nijman, Groningen (NL)
----------------------	--

---

## Scientific Programme - EAU21 Milan

---

- 17:07 - 17:15      **The abnormal testes in adolescent boys: Assessment and treatment**  
D.N. Wood, London (GB)
- 17:15 - 17:23      **Challenges to fertility in adolescent boys**  
P. Sangster, London (GB)
- 17:23 - 17:31      **Gender defining surgery**  
A-F. Spinoit, Ghent (BE)
- 17:31 - 17:39      **The value of psychology in differences of sex development and none surgical intervention pathway**  
To be confirmed
- 

### Bladder and upper tract

---

- 17:39 - 17:58      **Robotic ureteric reconstruction: Great improvement or waste of money**  
*Moderators*                      M. Alvarez-Maestro, Madrid (ES)  
To be confirmed
- 17:39 - 17:48      **Robotics is best:...**  
F. Van Der Aa, Leuven (BE)
- 17:48 - 17:57      **Open is best:...**  
J. Ockrim, London (GB)
- 17:57 - 17:58      **Vote and conclusions**  
M. Alvarez-Maestro, Madrid (ES)  
To be confirmed
- 

- 17:58 - 18:00      **Conclusion of the meeting**  
D.J. Ralph, London (GB)



Meeting of the EAU Robotic Urology Section (ERUS)

**Saturday 10 July**  
**14:15 - 18:00**

**Location**

Purple Area, Purple Room 2

## The threat of urogenital infections

Meeting of the EAU Section of Infections in Urology (ESIU)

**Saturday 10 July**  
**14:15 - 18:00**

**Location** Purple Area, Purple Room 3

**Chairs** To be confirmed  
F.M.E. Wagenlehner, Giessen (DE)

### Learning objectives

Infections are a threat to mankind ever since. In this session we discuss the impact of various infections involving the urogenital tract on urologic health. Antibiotics have been magic drugs fighting bacterial infections, however their effectivity is melting away, due to resistance or because side effects led regulatory agencies withdraw indication, such as prophylaxis in prostate biopsy. Prudent uses of antibiotics is therefore of paramount importance to keep this weapon sharp.

**14:15 - 14:16**

### Welcome and introduction

To be confirmed  
F.M.E. Wagenlehner, Giessen (DE)

**14:16 - 14:51**

### COVID-19 and emerging infections

*Moderators* To be confirmed  
F.M.E. Wagenlehner, Giessen (DE)

**14:16 - 14:31**

### SARS-CoV-2 pathophysiology and implications for treatment

To be confirmed

**14:31 - 14:41**

### COVID-19 the pandemic: Lessons learned

T. Cai, Trento (IT)

**14:41 - 14:51**

### Tuberculosis: Killer number one infection and how to manage urogenital tuberculosis

E. Kulchavenya, Novosibirsk (RU)

**14:51 - 15:36**

### Urgent update for urologists: Fluoroquinolones in urology – where do we stand?

*Moderators* G. Bonkat, Basel (CH)  
To be confirmed

**14:51 - 15:01**

### The standpoint of the European Medicines Agency (EMA) regarding the use of fluoroquinolones

E. Jirsová, Amsterdam (NL)

**15:01 - 15:21**

### Case reports and lawyer's view: Legal consequences on the use of fluoroquinolones

*Case presenters* T. Cai, Trento (IT)  
J. Medina-Polo, Madrid (ES)  
*Speaker* B. Leigh, London (GB)

**15:21 - 15:31**

### Antibiotic prophylaxis in prostate biopsy: What are the alternatives?

To be confirmed

**15:31 - 15:36**

### Discussion

**15:36 - 16:26**

### Complicated urinary tract infections

*Moderators* R. Bartoletti, Pisa (IT)  
K. Naber, Straubing (DE)

**15:36 - 15:46**

### Complicated and uncomplicated UTIs: Is it still a valid classification?

T.E. Bjerklund Johansen, Oslo (NO)

15:46 - 16:01	<b>New antibiotics for complicated UTI/pyelonephritis</b> To be confirmed
16:01 - 16:26	<b>Panel discussion Nightmare cases: When even the experts are in trouble, what is the lawyer's perspective?</b> <i>Panel</i> To be confirmed B. Leigh, London (GB)
16:26 - 17:00	<b>Therapy and prophylaxis in recurrent UTI</b> <i>Moderators</i> To be confirmed To be confirmed
16:26 - 16:36	<b>Host-pathogen interactions in UTIs and their implications in clinical medicine</b> To be confirmed
16:36 - 16:46	<b>Is vaccination an option in recurrent UTI</b> To be confirmed
16:46 - 16:56	<b>Management of recurrent UTIs according to the EAU Guidelines</b> G. Bonkat, Basel (CH)
16:56 - 17:00	<b>Discussion</b>
17:00 - 17:59	<b>Prudent antibiotic use - Antibiotic stewardship - Urosepsis</b> <i>Moderators</i> T.E. Bjerklund Johansen, Oslo (NO) E. Kulchavenya, Novosibirsk (RU)
17:00 - 17:10	<b>Reduction of inappropriate use of catheters</b> S.E. Geerlings, Amsterdam (NL)
17:10 - 17:20	<b>How to prevent surgical site infections and postoperative infections?</b> To be confirmed
17:20 - 17:30	<b>Bacteriophages: Non antibiotic treatment of urinary tract infections</b> To be confirmed
17:30 - 17:40	<b>Urosepsis and the role of antimicrobial stewardship programmes</b> To be confirmed
17:40 - 17:55	<b>Urosepsis: Hot data from the SERPENS study</b> To be confirmed
17:55 - 17:59	<b>Discussion</b>
17:59 - 18:00	<b>Closing remarks</b> To be confirmed F.M.E. Wagenlehner, Giessen (DE)

## Pathophysiology and management of urolithiasis: New perspectives and approaches in 2021

Meeting of the EAU Section of Urolithiasis (EULIS)

Saturday 10 July  
14:15 - 18:00

**Location** Red Area, Red Room 1

**Chair** To be confirmed

### Learning objectives

In addition to the non-surgical medical management, principles of the endourologic contemporary minimal invasive management of urinary calculi have considerably changed in the last two decades. Use of new disposable instruments along with the effective application of so-called “miniaturized PNL” with smaller instruments resulted in remarkable changes in our traditional treatment concepts by allowing to obtain acceptable “stone free” rates with limited or no complications. Management of stones in certain size and locations requiring special expertise will be demonstrated and discussed during semi-live video presentations by experienced authors.

In this EULIS session we will take a close look on the recent developments particularly on “new minimally invasive stone treatment procedures” particularly in complex cases and we will try to focus on the importance of experience with tips and tricks from the experts by discussing challenging cases in an interactive manner. Possible introduction of new treatment concepts and/or new future treatment modalities which will further minimise the invasiveness and increased patient acceptance will be discussed in detail.

14:15 - 14:20

### Introduction

To be confirmed

14:20 - 15:05

### Pathophysiology and non-surgical management of stones: An update in the light of recent advances

*Moderators*

E. Cicerello, Treviso (IT)

P.M. Ferraro, Rome (IT)

G. Gambaro, Verona (IT)

R.J. Unwin, London (GB)

14:20 - 14:35

### Randall's plaques, endoscopic evaluation and metabolic risk status: How could we combine them for recurrence prediction?

O. Wiseman, Cambridge (GB)

14:35 - 14:45

### Microbiomics and urolithiasis

J.A. Galán-Llopis, Alicante (ES)

14:45 - 14:55

### Drug-based therapy to prevent stone recurrence

C.A. Wagner, Zurich (CH)

14:55 - 15:05

### What are the characteristics of ideal diet for stone forming cases?

J.P. Haymann, Paris (FR)

15:05 - 15:45

### Video session Management of complex renal stones: How I do it?

*Moderators*

To be confirmed

A. Szendrői, Budapest (HU)

A. Papatsoris, Athens (GR)

L. Villa, Milan (IT)

15:05 - 15:15

### Mini PNL: Stone in the pelvic kidney

M. Straub, Munich (DE)

15:15 - 15:25

### Mini ECIRS: Bilateral multiple renal stones

M. Cepeda, Valladolid (ES)

- 15:25 - 15:35**                      **RIRS: Complex stone in horseshoe kidney**  
P.A. Geavlete, Bucharest (RO)
- 15:35 - 15:45**                      **Management of renal stones larger than 20 mm with robotic flexible ureteroscopy (RA-RIRS)**  
To be confirmed
- 
- 15:45 - 16:15**                      **PNL: What is new and what is still being debated?**  
*Moderators*                      P. Kallidonis, Patras (GR)  
S. Al-Hayek, Cambridge (GB)  
S. Guven, Istanbul (TR)
- 15:45 - 15:55**                      **Exit strategy in endourology: Do we have an agreement?**  
E. Montanari, Milan (IT)
- 15:55 - 16:05**                      **Puncture technique in PCNL: Ultrasound, flourosopic guided or navigated, which one and why?**  
A. Skolarikos, Athens (GR)
- 16:05 - 16:15**                      **Is 28-30 Ch PNL dead?**  
R. Cansino, Madrid (ES)
- 
- 16:15 - 17:00**                      **Challenging cases in endourologic management of stones**  
*Moderator*                      S. Lahme, Pforzheim (DE)  
*Case presenter*                      S. Lahme, Pforzheim (DE)  
*Panel*                      L.B. Dragoş, Timisoara (RO)  
T. Knoll, Sindelfingen (DE)  
P.J.S. Osther, Fredericia (DK)  
I. Saltirov, Sofia (BG)  
R.D. Smith, London (GB)
- 
- 17:00 - 17:24**                      **Management of renal stones sizing 20-30 mm: What is the preferred approach RIRS or PNL?**  
*Moderators*                      N. Gadzhiev, Saint Petersburg (RU)  
D. Prezioso, Naples (IT)  
S. Yalcin, Ankara (TR)
- 17:00 - 17:06**                      **Standard PNL is my preference because...**  
W. Gamal, Sohag (EG)
- 17:06 - 17:12**                      **Mini-PNL is my preference because...**  
To be confirmed
- 17:12 - 17:18**                      **RIRS is my preference because...**  
To be confirmed
- 17:18 - 17:24**                      **Super-mini PNL is my prefence because...**  
To be confirmed
- 
- 17:24 - 17:59**                      **New perspectives in the minimal invasive endourologic management of stones**  
*Moderators*                      A. Budía Alba, Valencia (ES)  
To be confirmed  
To be confirmed  
S.P. Zanetti, Milan (IT)
- 17:24 - 17:31**                      **Endourology with limited armamentarium, where is the limit?**  
J.P. Caballero Romeu, Alicante (ES)
- 17:31 - 17:38**                      **An evidence based follow-up recommendation including when and how and how often to perform imaging after active stone treatment**  
To be confirmed
-

## Scientific Programme - EAU21 Milan

---

<b>17:38 - 17:45</b>	<b>Radiation exposure during endourological interventions in urinary stone treatment</b> A. Miernik, Freiburg (DE)
<b>17:45 - 17:52</b>	<b>Prevention of stones: Thorough lifestyle management</b> To be confirmed
<b>17:52 - 17:59</b>	<b>Technology and education in urolithiasis and healthcare: New horizons</b> To be confirmed
<b>17:59 - 18:00</b>	<b>Closing remarks</b> To be confirmed

---

Poster Session 12

**Saturday 10 July**  
**14:45 - 16:15**

**Location**

Yellow Area, Yellow Room 4

Poster Session 11

**Saturday 10 July**  
**14:45 - 16:15**

**Location**

Yellow Area, Yellow Room 2



## Controversies on EAU Guidelines - Session I

EAU Specialty session

**Saturday 10 July**  
**16:00 - 18:00**

**Location** Purple Area, eURO Auditorium 2

**Chairs** M.P. Laguna Pes , Amsterdam (NL)  
B. Ljungberg, Umeå (SE)  
S.. Minhas, London (GB)

### Learning objectives

The treatment for small renal masses is still challenging. This in part due to the frequent occurrence of benign tumor masses (30%). There is no high evidence data on the best treatment modality, since RCTs are missing.

The surgical treatment has during the last decades changed from open to laparoscopic (robot assisted) techniques and from radical nephrectomy to partial nephrectomy. Minimal invasive nepron sparing treatments as RFA and cryoablation, have also been more frequently used especially in fragile patients, however having a higher risk for recirrent disease. Tumor biopsies can enhance the decision of treatment strategy before any treatments performed.

**16:00 - 16:40**

### Debate Small renal mass: Treat or observe?

**16:00 - 16:05**

#### Introduction

B. Ljungberg, Umeå (SE)

**16:05 - 16:15**

#### Surveillance

A. Volpe, Novara (IT)

**16:15 - 16:25**

#### Active treatment

To be confirmed

**16:25 - 16:35**

#### Discussion

A. Bex, London (GB)

**16:35 - 16:40**

#### Voting

B. Ljungberg, Umeå (SE)

**16:40 - 17:20**

### Debate High-risk non-seminoma CS1: 1x BEP or surgery

**16:40 - 16:45**

#### Introduction

M.P. Laguna Pes , Amsterdam (NL)

**16:45 - 16:55**

#### BEP

T. Tandstad, Trondheim (NO)

**16:55 - 17:05**

#### Surgery

To be confirmed

**17:05 - 17:15**

#### Discussion

A. Heidenreich, Cologne (DE)

**17:15 - 17:20**

#### Voting

M.P. Laguna Pes , Amsterdam (NL)

**17:20 - 18:00**

### Debate What is the best surgical technique for delayed or refractory ischaemic priapism?

**17:20 - 17:24**

#### Introduction

S.. Minhas, London (GB)

**17:24 - 17:31**

#### Conventional shunts?

A. Kadioglu, Istanbul (TR)

17:31 - 17:38

**Novel shunts and penile decompression?**

C. Bettocchi, Bari (IT)

17:38 - 17:45

**Penile prosthesis?**

J.I. Martínez Salamanca, Madrid (ES)

17:45 - 17:55

**Discussion**

A. Salonia, Milan (IT)

17:55 - 18:00

**Voting**

S.. Minhas, London (GB)

Poster Session 13

**Saturday 10 July**  
**16:30 - 18:00**

**Location**


Yellow Area, Yellow Room 1

Poster Session 14

**Saturday 10 July**  
**16:30 - 18:00**

**Location**

Yellow Area, Yellow Room 2

 Patient information 2

<b>Saturday 10 July</b> <b>16:30 - 18:00</b>	<b>Location</b>	Yellow Area, Yellow Room 4
---	-----------------	----------------------------

## Advanced bladder cancer in 2021: Going forward?

Plenary Session 04

**Sunday 11 July**  
**08:15 - 10:15**

**Location** Purple Area, eURO Auditorium 1

**Chairs** M. Rouprêt, Paris (FR)  
A. Stenzl, Tübingen (DE)

**08:15 - 08:30**

**State-of-the-art lecture** **Safe and optimal management of MIBC in the time of SARS-COV-2**

J.W.F. Catto, Sheffield (GB)

**08:30 - 08:40**

**Confederación Americana de Urología (CAU) lecture** **What is the role of TUR in MIBC?**

A.R. Rodriguez, Rochester (US)

**08:40 - 09:10**

**Debate**

**08:40 - 08:55**

**Pro Robotic radical cystectomy and neobladder: Concrete advantages of the robotic approach**

A. Gallina, Milan (IT)

**08:55 - 09:10**

**Con Open radical cystectomy and neobladder: Still the gold standard surgery**

O. Rodriguez Faba, Barcelona (ES)

**09:10 - 09:20**

**Is there a role for neoadjuvant immunotherapy in MIBC?**

To be confirmed

**09:20 - 09:30**

**State-of-the-art lecture** **The role of imaging in the neoadjuvant setting CT, PET/CT or MRI?**

A. Messina, Milan (IT)

**09:30 - 09:55**

**Clinical complete response after neoadjuvant chemotherapy for MIBC: Do we always need to perform a cystectomy?**

**09:30 - 09:35**

**Clinical case presentation**

A. Masson-Lecomte, Paris (FR)

**09:35 - 09:45**

**Oncologist's point of view**

M. De Santis, Berlin (DE)

**09:45 - 09:55**

**Urologist's point of view**

M.J. Ribal Caparros, Barcelona (ES)

**09:55 - 10:05**

**State-of-the-art lecture** **Molecular markers in MIBC: Can we use them to decide treatment?**

L. Dyrskjøt, Aarhus (DK)

**10:05 - 10:15**

**State-of-the-art lecture** **Does every metastatic patient need immunotherapy in a first-line setting?**

To be confirmed

## Reconstructive surgery: Did the robot take over?

Plenary Session 05

**Sunday 11 July**  
**08:15 - 10:15**

**Location** Purple Area, eURO Auditorium 2  
**Chairs** M. Albersen, Leuven (BE)  
A. Mottrie, Aalst (BE)  
To be confirmed

**08:15 - 09:10**

**Robotic reconstruction in urological surgery**

**08:15 - 08:30**

**American Urological Association (AUA) lecture Robotic management of Uretero-Pelvic Junction obstruction in conjunction with calculi management**  
To be confirmed

**08:30 - 08:45**

**Robotic kidney transplantation: Not fiction anymore**  
A. Breda, Barcelona (ES)

**08:45 - 08:55**

**Robotic management of iatrogenic ureteral injuries**  
To be confirmed

**08:55 - 09:10**

**Robotic surgery in pediatric urology: Big tech for small bellies?**  
A-F. Spinoit, Ghent (BE)

**09:10 - 09:35**

**Intracorporal Neobladder: Functionally as good as open?**  
*Moderator* J. Palou, Barcelona (ES)

**09:10 - 09:15**

**Case presentation**  
J. Palou, Barcelona (ES)

**09:15 - 09:20**

**Pre-recorded Video Studer neobladder**  
To be confirmed

**09:20 - 09:25**

**Pre-recorded Video VIP neobladder**  
F. Dal Moro, Padova (IT)

**09:25 - 09:30**

**Pre-recorded Video Florence neobladder**  
A. Minervini, Florence (IT)

**09:30 - 09:35**

**Pre-recorded Video Y neobladder**  
To be confirmed

**09:35 - 09:50**

**Panel discussion**

**Challenger: Are functional outcomes good enough?**  
To be confirmed

**09:35 - 09:50**

**Panel**  
F. Dal Moro, Padova (IT)  
To be confirmed  
To be confirmed  
J. Palou, Barcelona (ES)  
To be confirmed

**09:50 - 10:10**

**Debate Should we use reconstruction techniques to improve continence during robotic prostatectomy?**

**09:50 - 10:00**

**Yes**  
To be confirmed


**10:00 - 10:10**

**No**  
To be confirmed


10:10 - 10:15

**Closing remarks**  
A. Mottrie, Aalst (BE)




 Leadership and the EAU

<b>Sunday 11 July</b> <b>08:30 - 12:30</b>	<b>Location</b>	Green Area, Green Room 4
---	-----------------	--------------------------

 Patient information 3

<b>Sunday 11 July</b> <b>08:45 - 10:15</b>	<b>Location</b>	Yellow Area, Yellow Room 4
---	-----------------	----------------------------

 Video Session 05

**Sunday 11 July**  
**10:30 - 12:00**

**Location**

Purple Area, eURO Auditorium 1

Poster Session 15

**Sunday 11 July**  
**10:30 - 12:00**

**Location**

Purple Area, eURO Auditorium 2

## Complications of robot-assisted urologic surgery

Thematic Session 01

Sunday 11 July  
10:30 - 12:00

**Location** Purple Area, Purple Room 1

**Chairs** X. Cathelineau, Paris (FR)  
J. Witt, Gronau (DE)

**Learning objectives**

Understanding of mechanisms for complications, strategies for prevention and actions to deal with these complications.

10:30 - 10:45

**Video-assisted PowerPoint presentation Complications of robot-assisted aquablation of the prostate**

To be confirmed

10:45 - 11:00

**Video-assisted PowerPoint presentation Complications of robot-assisted laparoscopic radical prostatectomy (RALP)**

F. Montorsi, Milan (IT)

11:00 - 11:15

**Video-assisted PowerPoint presentation Complications of robot-assisted laparoscopic radical cystectomy (RARC)**

J. Palou, Barcelona (ES)

11:15 - 11:30

**Video-assisted PowerPoint presentation Complications of robot-assisted sacrocolpopexy**

H. John, Winterthur (CH)

11:30 - 11:45

**Video-assisted PowerPoint presentation Complications of robotic kidney surgery**

To be confirmed

11:45 - 12:00

**Discussion and closing remarks**

To be confirmed

X. Cathelineau, Paris (FR)

To be confirmed

H. John, Winterthur (CH)

F. Montorsi, Milan (IT)

J. Palou, Barcelona (ES)

J. Witt, Gronau (DE)

## Kidney transplantation in 2021

Thematic Session 02

**Sunday 11 July**  
**10:30 - 12:00**

**Location** Purple Area, Purple Room 2

**Chairs** A. Alcaraz, Barcelona (ES)  
J.D. Olsburgh, London (GB)

### Learning objectives

To provide the general urologist and specialist transplant urologist 'State of the Art' information about current challenges and opportunities in Transplant Surgery.

Specifically the role of:

- Robot-assisted surgery in kidney transplantation
- The urologist in management of transplant ureteric complications
- Orthotopic kidney transplantation including indications & outcomes
- Safe kidney transplant surgery in Jehovah's Witness patients
- Radical prostate surgery in kidney transplant patients

**10:30 - 10:45**

**Video-assisted PowerPoint presentation Robotic kidney transplantation: The global experience**

R.K. Ahlawat, New Delhi (IN)

**10:45 - 11:00**

**Video-assisted PowerPoint presentation The challenge of training in robotic kidney transplantation**

K. Decaestecker, Ghent (BE)

**11:00 - 11:15**

**Video-assisted PowerPoint presentation Management of early and late graft ureteral complications**

V. Hevia Palacios, Madrid (ES)

**11:15 - 11:30**

**Video-assisted PowerPoint presentation Orthotopic kidney transplantation**

M. Musquera Felip, Barcelona (ES)

**11:30 - 11:45**

**Video-assisted PowerPoint presentation Kidney transplantation in Jehova's witnesses**

To be confirmed

**11:45 - 12:00**

**Video-assisted PowerPoint presentation Radical prostatectomy in kidney transplant patients**

A.J. Figueiredo, Coimbra (PT)

## Latest developments in paediatric urology

Thematic Session 03

**Sunday 11 July**  
**10:30 - 12:00**

**Location** Purple Area, Purple Room 3

**Chairs** W.F.J. Feitz, Nijmegen (NL)  
P. Lopez Pereira, Madrid (ES)

### Learning objectives

This session will present to you the latest developments in paediatric urology. State-of-the-art lectures will cover several new insights and practical applications in your daily urological practice. We expect attendance of residents interested in the field of paediatric urology, fellows, urologists, paediatric urologists and nurse specialists for exchange of the latest knowledge and experiences.

**10:30 - 10:40**

**Quality improvement in paediatric urology: A historical perspective**  
F. O'Kelly, Dublin (IE)

**10:40 - 10:50**

**Video counseling in paediatric urology: What is here to stay after the pandemic?**  
To be confirmed

**10:50 - 11:05**

**State-of-the-art lecture Primary monosymptomatic nocturnal enuresis in children and adolescents**  
To be confirmed

**11:05 - 11:20**

**State-of-the-art lecture Distal hypospadias repair: Tips and tricks for a successful repair**  
To be confirmed

**11:20 - 11:35**

**State-of-the-art lecture Modern management of vesicoureteral reflux in 2021**  
C. Radmayr, Innsbruck (AT)

**11:35 - 12:00**

**Debate 10mm lower pole kidney stone in 5 year old girl: What is the best approach?**  
*Moderator* M.S. Silay, Istanbul (TR)

**11:35 - 11:40**

**SWL**  
B. Haid, Linz (AT)

**11:40 - 11:45**

**PNL**  
To be confirmed

**11:45 - 11:50**

**RIRS**  
To be confirmed

**11:50 - 12:00**

**Discussion**

## Semi-Live I: Laparoscopic and robotic surgery for malignant diseases

Thematic Session 04

**Sunday 11 July**  
**10:30 - 12:00**

**Location** Red Area, Red Room 1

**Chairs** To be confirmed  
D. Nikoleishvili, Tbilisi (GE)

### Learning objectives

This is a fascinating session. In the era of Robotic surgery, we remain conventional Laparoscopic technique for urological diseases.

It is always interesting to look through the innovations of approach and techniques improvements.

**10:30 - 10:40**

**Surgical video presentation Robotic lymph node dissection during radical nephro-ureterectomy**

D. Pushkar, Moscow (RU)

**10:40 - 10:50**

**Discussion**

**10:50 - 11:00**

**Surgical video presentation Robotic radical prostatectomy with the Avatera robot**  
J-U. Stolzenburg, Leipzig (DE)

**11:00 - 11:10**

**Discussion**

**11:10 - 11:20**

**Surgical video presentation Laparoscopic retroperitoneal partial nephrectomy: Lessons learned from robotics**

J.M. Gaya Sopena, Barcelona (ES)

**11:20 - 11:30**

**Discussion**

**11:30 - 11:40**

**Surgical video presentation Robotic radical nephrectomy with vena caval thrombectomy**

M. Gallucci, Rome (IT)

**11:40 - 11:50**

**Discussion**

**11:50 - 12:00**

**Closing remarks**

To be confirmed  
D. Nikoleishvili, Tbilisi (GE)



## Treatment sequencing in metastatic prostate cancer

Thematic Session 05

**Sunday 11 July**  
**10:30 - 12:00**

**Location** Yellow Area, Yellow Room 1

**Chairs** To be confirmed  
G. Niegisch, Düsseldorf (DE)

**10:30 - 10:45**

**Monitoring and when to change treatment in mHSPC**  
G. Ploussard, Toulouse (FR)

**10:45 - 11:00**

**Systemic treatment options for mCRPC: An overview**  
G. Kramer, Vienna (AT)

**11:00 - 11:15**

**Tumour molecular testing: For whom and when is it clinically useful?**  
J. De Bono, Sutton (GB)

**11:15 - 11:30**

**PSMA in diagnostics and treatment**  
K. Fizazi, Villejuif (FR)

**11:30 - 11:35**

**Questions and answers**

**11:35 - 12:00**

**Case discussion Patient progressing on ADT plus Abi**

*Moderators* To be confirmed  
G. Niegisch, Düsseldorf (DE)

*Case presenter* To be confirmed

*Discussants* J. De Bono, Sutton (GB)

To be confirmed

G. Kramer, Vienna (AT)

G. Ploussard, Toulouse (FR)

## Urinary biomarkers: Are we there yet?

Thematic Session 06

**Sunday 11 July**  
**10:30 - 12:00**

**Location** Yellow Area, Yellow Room 2

**Chairs** L. Dyrskjød, Aarhus (DK)  
J.A. Witjes, Nijmegen (NL)

### Learning objectives

Good biomarkers could make diagnosis, determination of prognosis and follow-up better and easier. Although promising and studied for decades, biomarkers have still not entered urological practice. For urothelial carcinoma this now seems the case, and after this session the audience will have an idea of how to implement current markers depending of the clinical situation and tumour location. For prostate and kidney cancer, markers beyond PSA are also on the horizon. The audience will have an idea what to expect in the very near future with potential onsequences for clinical practice.

**10:30 - 11:20**

### Bladder cancer

**10:30 - 10:40**

#### Urine biomarkers for diagnosis and follow-up/recurrence

J.L. Boormans, Rotterdam (NL)

**10:40 - 10:50**

#### Urine biomarkers for diagnosis of upper tract urothelial carcinoma (UTUC)

G. Netto, Birmingham (US)

**10:50 - 11:00**

#### Prognosis and correlation to plasma biomarkers: Are urinary biomarkers helpful?

E. Christensen, Aarhus (DK)

**11:00 - 11:10**

#### Urine biomarkers for treatment response

A.M. Kamat, Houston (US)

**11:10 - 11:20**

#### Panel discussion Clinical impact of urinary biomarkers in bladder cancer: Are they here to stay?

*Moderators*

L. Dyrskjød, Aarhus (DK)

J.A. Witjes, Nijmegen (NL)

*Panel*

J.L. Boormans, Rotterdam (NL)

E. Christensen, Aarhus (DK)

A.M. Kamat, Houston (US)

G. Netto, Birmingham (US)

**11:20 - 11:40**

### Prostate cancer

**11:20 - 11:35**

#### Promising new urinary biomarkers in prostate cancer

To be confirmed

**11:35 - 11:40**

#### Discussion

**11:40 - 12:00**

### Kidney cancer

**11:40 - 11:55**

#### Promising new urinary biomarkers in kidney cancer

K. Junker, Homburg (DE)

**11:55 - 12:00**

#### Discussion

Poster Session 16

**Sunday 11 July**  
**10:30 - 12:00**

**Location**


Yellow Area, Yellow Room 3

Poster Session 17

**Sunday 11 July**  
**10:30 - 12:00**

**Location**

Yellow Area, Yellow Room 4

 Video Session 06

**Sunday 11 July**  
**12:15 - 13:45**

**Location**

Purple Area, eURO Auditorium 1

Poster Session 18

**Sunday 11 July**  
**12:15 - 13:45**

**Location**

Purple Area, eURO Auditorium 2

## How the PIONEER platform connects with real practice to become clinically useful

EAU Specialty Session

**Sunday 11 July**  
**12:15 - 13:45**

**Location** Purple Area, Purple Room 1  
**Chairs** M.J. Ribal Caparros, Barcelona (ES)  
To be confirmed

<b>12:15 - 12:25</b>	<b>Community driven partnership academia and industry working together for the advancement of prostate cancer</b> A. Asimwe, Berlin (DE)
<b>12:25 - 12:40</b>	<b>What is Big Data and the PIONEER platform? How does it apply to prostate cancer?</b> A.S. Bjartell, Malmö (SE)
<b>12:40 - 13:00</b>	<b>Live demonstration of the potential of the EAU PIONEER platform How Big Data analysis connects with real practice to become clinically useful</b> B. De Meulder, Lyon (FR)
<b>13:00 - 13:10</b>	<b>Healthcare innovation driving policy: What are the challenges facing prostate cancer?</b> To be confirmed
<b>13:10 - 13:20</b>	<b>EU Cancer plan: How do we overcome challenges at the European level?</b> To be confirmed
<b>13:20 - 13:30</b>	<b>The patient voice in research: For patients with patients</b> A. Cardone, Brussels (BE)
<b>13:30 - 13:40</b>	<b>EAU Prostate cancer initiatives at EU level: Can we do more?</b> H. Van Poppel, Leuven (BE)
<b>13:40 - 13:45</b>	<b>Discussion and closing remarks</b> M.J. Ribal Caparros, Barcelona (ES)

Poster Session 19

**Sunday 11 July**  
**12:15 - 13:45**

**Location**

Purple Area, Purple Room 2




Poster Session 20

**Sunday 11 July**  
**12:15 - 13:45**

**Location**


Purple Area, Purple Room 3

 European Urology - SIM

**Sunday 11 July**  
**12:15 - 13:45**

**Location**

Red Area, Red Room 1

 Poster Session 21


<b>Sunday 11 July</b> <b>12:15 - 13:45</b>	<b>Location</b>	Yellow Area, Yellow Room 1
---	-----------------	----------------------------

Poster Session 22

**Sunday 11 July**  
**12:15 - 13:45**

**Location**

Yellow Area, Yellow Room 2

 Video Session 07

**Sunday 11 July**  
**12:15 - 13:45**

**Location**

Yellow Area, Yellow Room 3

## Active Surveillance for intermediate risk prostate cancer: What urologist and patients should know

Special Session

Sunday 11 July  
12:15 - 13:45

**Location** Yellow Area, Yellow Room 4

**Chairs** A. Villers, Lille (FR)  
J. Walz, Marseille (FR)

### Learning objectives

This session will address the current issues urologists might encounter when doing active surveillance in contemporary prostate cancer patients, especially: How to deal with small amounts of Gleason pattern 4 on biopsy? How to deal with MRI visible lesions? How to use new biomarkers and genomics in active surveillance? Finally shared decision making and patient involvement is key in active surveillance and a case discussion will highlight this aspect.

12:15 - 12:25

**How to quantify biopsy Gleason grade 4 for active surveillance?**  
To be confirmed

12:25 - 12:45

**Point-counterpoint session Should we do active surveillance in ISUP GG 2?**

12:25 - 12:32

**Pro**  
To be confirmed

12:32 - 12:39

**Con**  
G.Y. Robert, Bordeaux (FR)

12:39 - 12:45

**Discussion**

12:45 - 13:10

**The MRI-visible lesions: Does it change the patient monitoring and outcome?**

12:45 - 12:55

**5 years outcome of MRI-visible vs. non-visible lesion under active surveillance: GAP3-results**  
J. Olivier, Lille (FR)

12:55 - 13:05

**Characteristics of MRI lesions allowing active surveillance and how to monitor**  
F. Giganti, London (GB)

13:05 - 13:10

**Discussion**

13:10 - 13:20

**Are PSA kinetics and other biomarkers able to replace per protocol biopsies?**  
To be confirmed

13:20 - 13:25

**Discussion**

13:25 - 13:45

**Panel discussion Shared decision making with patients**  
*Panel*  
To be confirmed  
To be confirmed  
To be confirmed  
V. Stavriniades, London (GB)

 Video Session 08

**Sunday 11 July**  
**14:00 - 15:30**

**Location**

Purple Area, eURO Auditorium 1

## Guideline Session I: Prostate cancer - cN+ in newly diagnosed patients

Thematic Session 07

**Sunday 11 July**  
**14:00 - 15:30**

**Location** Purple Area, eURO Auditorium 2

**Chairs** P. Cornford, Liverpool (GB)  
N. Mottet, Saint-Étienne (FR)

**14:00 - 14:03**

**Introduction cN+: What does it mean?**  
N. Mottet, Saint-Étienne (FR)

**14:03 - 14:28**

**cN+ and imaging**

**14:03 - 14:13**

**What are we talking about?**  
W.J.G. Oyen, Pieve Emanuele (IT)

**14:13 - 14:23**

**Guidelines Point of view cN+ = pN+?**  
To be confirmed

**14:23 - 14:28**

**Discussion**

**14:28 - 14:53**

**cN+ and systemic treatment**

**14:28 - 14:38**

**More than ADT is needed as systemic TTT: Yes!**  
N. James, London (GB)

**14:38 - 14:48**

**Guidelines Point of view More than ADT is needed as systemic TTT: No!**  
G. Ploussard, Toulouse (FR)

**14:48 - 14:53**

**Discussion**

**14:53 - 15:28**

**cN+ and local treatment**

**14:53 - 15:03**

**EBRT (prostate and pelvis) + systemic is the best option**  
A. Bossi, Villejuif (FR)

**15:03 - 15:13**

**RP + PLND + systemic is the best option**  
G. Gandaglia, Milan (IT)

**15:13 - 15:23**

**Guidelines Point of view**  
T. Wiegel, Ulm (DE)

**15:23 - 15:28**

**Discussion**

**15:28 - 15:30**

**Closing remarks**  
P. Cornford, Liverpool (GB)



## Germline genetic testing and clinical consequences for patients and relatives in onco-urology

Thematic Session 08

Sunday 11 July  
14:00 - 15:30

**Location** Purple Area, Purple Room 1

**Chairs** P. Albers, Düsseldorf (DE)  
B. Faltas, New York (US)

### Learning objectives

Genetic testing is an emerging tool for risk consultations. However, the test reliability and the predicted risks differ tremendously. This session will highlight the newest developments on when and how to integrate genetic tests in clinical routine.

14:00 - 14:30

**What urologists need to know about germline mutations and prostate cancer management**

14:00 - 14:10

**State-of-the-art lecture Germline mutations and prostate cancer management**  
R.A. Eeles, London (GB)

14:10 - 14:15

**Clinical case presentation Germline mutations and prostate cancer management**  
N. Fossati, Milan (IT)

14:15 - 14:30

**Discussion**  
*Moderator* F.C. Hamdy, Oxford (GB)  
*Discussants* R.A. Eeles, London (GB)  
N. Fossati, Milan (IT)

14:30 - 15:00

**What urologists need to know about germline mutations and kidney cancer management**

14:30 - 14:40

**State-of-the-art lecture Germline mutations and kidney cancer management**  
U. Capitanio, Milan (IT)

14:40 - 14:45

**Clinical case presentation Germline mutations and kidney cancer management**  
M.C. Mir Maresma, Barcelona (ES)

14:45 - 15:00

**Discussion**  
*Moderator* W.M. Linehan, Bethesda (US)  
*Discussants* U. Capitanio, Milan (IT)  
M.C. Mir Maresma, Barcelona (ES)

15:00 - 15:30

**What urologists need to know about germline mutations and urothelial cancer management**

15:00 - 15:10

**State-of-the-art lecture Germline mutations and urothelial cancer management**  
B. Faltas, New York (US)

15:10 - 15:15

**Clinical case presentation Germline mutations and urothelial cancer management**  
M.W. Vetterlein, Hamburg (DE)

15:15 - 15:30

**Discussion**  
*Moderator* P. Black, Vancouver (CA)  
*Discussants* B. Faltas, New York (US)  
M.W. Vetterlein, Hamburg (DE)

## Emerging threats by infectious diseases

Thematic Session 09

**Sunday 11 July**  
**14:00 - 15:30**

**Location**

Purple Area, Purple Room 2

**Chairs**

To be confirmed  
F.M.E. Wagenlehner, Giessen (DE)

**Learning objectives**

In this thematic session we discuss emerging infectious diseases relevant for urology. Given the large influence of the COVID-19 pandemic on our daily work and activities, we target this topic also in the light of other possible future challenges of emerging infectious diseases. As the importance of vaccines has been re-evaluated throughout the Covid-19 pandemic, we will cover vaccines that are of relevance for the practicing urologist. Another topic is urosepsis and how to best manage patients. Antimicrobial resistance is directly related to the outcome in the treatment of uroseptic patients and is a pandemic by its own. Lastly we discuss about one of the largest killers in the world, which is tuberculosis.

**14:00 - 14:20**

**The COVID-19 Pandemic: How to deal with emerging infections**

To be confirmed

**14:20 - 14:40**

**Urosepsis: when does treatment make a difference?**

To be confirmed

**14:40 - 14:55**

**What vaccines are important for urologists?**

S. Schubert, Munich (DE)

**14:55 - 15:15**

**Antimicrobial resistance: How to deal with this pandemic**

J. Medina-Polo, Madrid (ES)

**15:15 - 15:30**

**Tuberculosis, the leading infectious killer**

E. Kulchavenya, Novosibirsk (RU)

Poster Session 23

**Sunday 11 July**  
**14:00 - 15:30**

**Location**

Purple Area, Purple Room 3

## Semi-live II: Penile surgery

Thematic Session 10

**Sunday 11 July**  
**14:00 - 15:30**

**Location** Red Area, Red Room 1

**Chairs** To be confirmed  
D.J. Ralph, London (GB)

### Learning objectives

This is a surgical session on behalf of ESGURS and we have 4 semi-live videos from experts in the field. Each video is 10 minutes long and each a 10 minute discussion which hopefully will be informative and interactive. We have 4 completely different topics and so there is a wide variety that should be of interest to all

**14:00 - 14:10**

**Surgical video presentation Implantation of an inflatable penile prosthesis**  
A. Kadioglu, Istanbul (TR)

**14:10 - 14:20**

**Discussion**

**14:20 - 14:30**

**Surgical video presentation Phalloplasty**  
R. DjinoVIC, Belgrade (RS)

**14:30 - 14:40**

**Discussion**

**14:40 - 14:50**

**Surgical video presentation Repair of distal hypospadias**  
R. Stein, Mannheim (DE)

**14:50 - 15:00**

**Discussion**

**15:00 - 15:10**

**Surgical video presentation Management of buried penis**  
To be confirmed

**15:10 - 15:20**

**Discussion**

**15:20 - 15:30**

**Closing remarks**  
To be confirmed  
D.J. Ralph, London (GB)

Poster Session 24

**Sunday 11 July**  
**14:00 - 15:30**

**Location**

Yellow Area, Yellow Room 1

 Poster Session 25

**Sunday 11 July**  
**14:00 - 15:30**

**Location**

Yellow Area, Yellow Room 2

## Treating Peyronie's disease and erectile dysfunction: It's not that hard!

Thematic Session 11

**Sunday 11 July**  
**14:00 - 15:30**

**Location** Yellow Area, Yellow Room 3

**Chairs** C. Bettocchi, Bari (IT)  
G. Hatzichristodoulou, Nuremberg (DE)

### Learning objectives

In this Thematic Session interested colleagues will learn about the latest recommendations, data, news and trends about treating Peyronie's disease and erectile dysfunction. Renowned experts in the field will present state-of-the art lectures and report on the latest data of the international literature. Moreover, they will report on their own experience and give personal tips and tricks. The current EAU Guidelines on these topics will also be discussed. In addition, one highlight will be a case-based debate on Peyronie's with 60° dorsal curvature and simultaneous hourglass deformity. The faculty will debate about the best and optimal approach for this special condition.

14:00 - 14:15	<b>State-of-the-art lecture</b> A pill for every patient? PDE5i profiles and the optimization of their effects in patients with ED M.M. Fode, Herlev (DK)
14:15 - 14:30	<b>Video presentation</b> Inflatable penile prosthesis implantation: Are we training our future surgeons enough? K. Van Renterghem, Hasselt (BE)
14:30 - 14:45	<b>State-of-the-art lecture</b> Is there still a role for malleable penile implants in 2021? G. Blecher, Edgecliff (AU)
14:45 - 15:15	<b>Case-based debate</b> 60° dorsal curvature with hourglass deformity
14:45 - 14:50	<b>Case presentation</b> M. Nicolai, Leiden (NL)
14:50 - 14:57	<b>Traction or vacuum are the least invasive and should be offered</b> I. Moncada Iribarren, Madrid (ES)
14:57 - 15:04	<b>Perfect case for collagenase?</b> A. Cocci, Florence (IT)
15:04 - 15:11	<b>Surgery is the only option</b> To be confirmed
15:11 - 15:15	<b>Closing remarks</b> M. Nicolai, Leiden (NL)
15:15 - 15:30	<b>State-of-the-art lecture</b> Surgical treatment options for ischemic and refractory priapism J. Romero Otero, Madrid (ES)

Poster Session 26

**Sunday 11 July**  
**14:00 - 15:30**

**Location**

Yellow Area, Yellow Room 4



Video Session 09

**Sunday 11 July**  
**15:45 - 17:15**

**Location**

Purple Area, eURO Auditorium 1

## Controversies on EAU Guidelines - Session II

EAU Specialty Session

**Sunday 11 July**  
**15:45 - 17:45**

**Location** Purple Area, eURO Auditorium 2  
**Chairs** M. Babjuk, Prague (CZ)  
To be confirmed  
To be confirmed

<b>15:45 - 16:25</b>	<b>Debate Standard TURB or office fulguration or active surveillance for small papillary recurrence in the bladder? Are hospital urologists really necessary?</b>
<b>15:45 - 15:50</b>	<b>Introduction</b> M. Babjuk, Prague (CZ)
<b>15:50 - 15:57</b>	<b>TURB is necessary, anything else is insufficient therapy!</b> To be confirmed
<b>15:57 - 16:04</b>	<b>Office fulguration is safe, the patient will be spared from unnecessary anesthesia!</b> J. Palou, Barcelona (ES)
<b>16:04 - 16:11</b>	<b>Active surveillance is the best choice, patients can enjoy life before treatment!</b> S. Shariat, Vienna (AT)
<b>16:11 - 16:20</b>	<b>Discussion</b> To be confirmed
<b>16:20 - 16:25</b>	<b>Voting</b> M. Babjuk, Prague (CZ)
<hr/>	
<b>16:25 - 17:05</b>	<b>Debate Flexible ureterorenoscopy or imaging for upper tract urothelial cancer?</b>
<b>16:25 - 16:30</b>	<b>Introduction</b> To be confirmed
<b>16:30 - 16:40</b>	<b>Flexible ureterorenoscopy</b> A. Breda, Barcelona (ES)
<b>16:40 - 16:50</b>	<b>Imaging</b> M. Rouprêt, Paris (FR)
<b>16:50 - 17:00</b>	<b>Discussion</b> To be confirmed
<b>17:00 - 17:05</b>	<b>Voting</b> To be confirmed
<hr/>	
<b>17:05 - 17:45</b>	<b>Debate Follow-up of stone formers is important</b>
<b>17:05 - 17:10</b>	<b>Introduction</b> To be confirmed
<b>17:10 - 17:20</b>	<b>Follow-up of stone formers is important: Yes!</b> K. Thomas, London (GB)
<b>17:20 - 17:30</b>	<b>Follow-up of stone formers is important: No!</b> N.D. Davis, Co Dublin (IE)
<b>17:30 - 17:40</b>	<b>Discussion</b> A. Skolarikos, Athens (GR)
<b>17:40 - 17:45</b>	<b>Voting</b> To be confirmed

Poster Session 27

**Sunday 11 July**  
**15:45 - 17:15**

**Location**

Purple Area, Purple Room 1

Poster Session 28

**Sunday 11 July**  
**15:45 - 17:15**

**Location**

Purple Area, Purple Room 2

## ERN eUROGEN 2021: Update on rare and complex urology

Special Session

**Sunday 11 July**  
**15:45 - 17:15**

**Location** Purple Area, Purple Room 3

**Chairs** To be confirmed  
W.F.J. Feitz, Nijmegen (NL)

### Learning objectives

The ERN eUROGEN session will update you on the European Reference Networks (ERNs): The recent largest health care innovation in Europe involving 30 million patients with a rare disease or complex condition. This program on uro-recto-genital rare diseases and complex conditions involves the whole spectrum from congenital anomalies to lifelong care and complex functional and rare urogenital tumours. ERN eUROGEN now delivers virtual highly specialised advice to health care professionals across Europe using innovative IT provided by the European Commission. The network also collaborates on clinical guidelines, training and education and research - all aimed at improving care for your patients. Information is available: [www.eurogen-ern.eu](http://www.eurogen-ern.eu)

**15:45 - 16:00**

**ERN eUROGEN Update, expansion and disease coverage**  
To be confirmed

**16:00 - 16:15**

**ERN eUROGEN Registry, data and future perspectives**  
L.F.M. Van Der Zanden, Nijmegen (NL)

**16:15 - 16:30**

**Workstream 1: Cross ERN activities for spina bifida and progress**  
G. Mosiello, Rome (IT)

**16:30 - 16:45**

**Workstream 2: Adult urogenital reconstructive surgery (transition)**  
D.N. Wood, London (GB)

**16:45 - 17:00**

**Workstream 3: Rare oncological urology and metrics: Our road to success**  
V. Sangar, Manchester (GB)

**17:00 - 17:15**

**European Patient Advocacy Groups (ePAGs): Patient perspectives of transition**  
To be confirmed

Poster Session 29

**Sunday 11 July**  
**15:45 - 17:15**

**Location**

Red Area, Red Room 1

Poster Session 30

**Sunday 11 July**  
**15:45 - 17:15**

**Location**

Yellow Area, Yellow Room 1

Poster Session 31

**Sunday 11 July**  
**15:45 - 17:15**

**Location**

Yellow Area, Yellow Room 2




Poster Session 32

**Sunday 11 July**  
**15:45 - 17:15**

**Location**

Yellow Area, Yellow Room 3

 Patient information 4

**Sunday 11 July**  
**15:45 - 17:15**

**Location**

Yellow Area, Yellow Room 4

## Treatment for metastatic hormone-sensitive prostate cancer

Plenary session 06

**Monday 12 July**  
**08:15 - 10:30**

**Location** Purple Area, eURO Auditorium 1  
**Chairs** To be confirmed  
A. Villers, Lille (FR)

**08:15 - 08:30** **De novo versus recurrent metastatic mHSPC: What is the role of modern imaging?**  
D. Murphy, Melbourne (AU)

**08:30 - 09:40** **Treatment options for de-novo mHSPCa**

**08:30 - 08:45** **Systemic treatments: How to choose the right treatment for the right patient**  
N.W. Clarke, Manchester (GB)

**08:45 - 08:55** **Local treatment: Radiation therapy (primary +/- lymph nodes)**  
P. Ost, Ghent (BE)

**08:55 - 09:05** **Local treatment: Surgery (primary +/- lymph nodes)**  
A. Briganti, Milan (IT)

**09:05 - 09:20** **Future: Personalised medicine for mHSPCa?**  
To be confirmed

**09:20 - 09:40** **Case discussion High volume**  
*Case presenter* To be confirmed  
*Panel* To be confirmed  
A. Briganti, Milan (IT)  
N.W. Clarke, Manchester (GB)  
P. Ost, Ghent (BE)

**09:40 - 10:30** **Treatment options for recurrent mHSPCa**

**09:40 - 09:50** **Systemic treatments: When and how?**  
C. Sweeney, Boston (US)

**09:50 - 10:00** **The role of imaging-guided treatments: Radiotherapy**  
P. Blanchard, Villejuif (FR)

**10:00 - 10:10** **The role of imaging-guided treatments: Surgery**  
T. Maurer, Hamburg (DE)

**10:10 - 10:30** **Case discussion Oligo-metastatic**  
*Case presenter* R.C.N. Van Den Bergh, Nieuwegein (NL)  
*Panel* P. Blanchard, Villejuif (FR)  
T. Maurer, Hamburg (DE)  
C. Sweeney, Boston (US)

## Optimal management of incontinence in the elderly patient

Plenary Session 07

Monday 12 July  
08:15 - 10:15

**Location** Purple Area, eURO Auditorium 2  
**Chairs** To be confirmed  
F. Cruz, Porto (PT)

08:15 - 08:30	<b>Société Internationale d'Urologie (SIU) lecture Urgency urinary incontinence (UII): Improving adherence to medication in elderly</b> R. Kumar, New Delhi (IN)
08:30 - 08:45	<b>State-of-the-art lecture Drug interactions to be aware of when using pharmacotherapy for UII</b> M.C. Michel, Mainz (DE)
08:45 - 09:12	<b>Case-based debate The artificial urinary sphincter (AUS) in my elderly patient is not working anymore</b>
08:45 - 08:47	<b>Case presentation</b> E. Chartier-Kastler, Paris (FR)
08:47 - 08:57	<b>Replace the cuff of the AUS</b> A. Kretschmer, Munich (DE)
08:57 - 09:07	<b>Remove the cuff of the AUS and place a sling</b> J.P.F.A. Heesakkers, Maastricht (NL)
09:07 - 09:12	<b>Summary</b> E. Chartier-Kastler, Paris (FR)
09:12 - 09:22	<b>Guideline statement Is mesh for incontinence the same as mesh for prolapse?</b> C.R. Chapple, Sheffield (GB)
09:22 - 09:49	<b>Case-based debate Stress urinary incontinence (SUI) in elderly female patients</b>
09:22 - 09:24	<b>Case presentation</b> T. Hüscher, Mainz (DE)
09:24 - 09:34	<b>Mid-urethral sling</b> N. Thiruchelvam, Cambridge (GB)
09:34 - 09:44	<b>Injection of bulking agent</b> A. Kuhn, Bern (CH)
09:44 - 09:49	<b>Summary</b> T. Hüscher, Mainz (DE)
09:49 - 09:59	<b>State-of-the-art lecture Treatment goals and evaluation tools: The patient perspective</b> To be confirmed
09:59 - 10:00	<b>Closing remarks</b> To be confirmed F. Cruz, Porto (PT)

## Guideline Session II: Urethral strictures and female UI

Thematic Session 12

**Monday 12 July**  
**10:30 - 12:00**

**Location** Purple Area, eURO Auditorium 2

**Chairs** T.J. Greenwell, London (GB)  
To be confirmed

### Learning objectives

Following the Management of Short Bulbar Strictures session you should be able to fully counsel patients regarding the benefits and harms of endoscopic and open treatment. You should be able to determine which treatment is best for which stricture and which patient. You should also be able to understand the basics of these procedures.

**10:30 - 11:00**

**Debate Short bulbar stricture: What are we talking about?**

**10:30 - 10:35**

### Introduction

K. Dimitropoulos, Aberdeen (GB)

**10:35 - 10:40**

**Endoluminal treatment is the way to go!**

M. Waterloos, Ghent (BE)

**10:40 - 10:45**

**Anastomotic repair is the way to go!**

To be confirmed

**10:45 - 10:50**

**Free graft urethroplasty is the way to go!**

S. Riechardt, Hamburg (DE)

**10:50 - 11:00**

### Discussion

N.I. Osman, Sheffield (GB)

**11:00 - 11:20**

**Debate Mixed urinary incontinence: What to treat first?**

**11:00 - 11:05**

**Stress urinary incontinence**

T. Tarcan, Istanbul (TR)

**11:05 - 11:10**

**Urge urinary incontinence**

T. Antunes Lopes, Porto (PT)

**11:10 - 11:20**

### Discussion

G.R. Kasyan, Moscow (RU)

**11:20 - 11:30**

**State-of-the-art lecture Underactive bladder**

S.A. Arlandis, Valencia (ES)

**11:30 - 11:50**

**Debate Pelvic floor muscle training for stress urinary incontinence: A long term solution?**

**11:30 - 11:35**

### Pro

To be confirmed

**11:35 - 11:40**

### Con

To be confirmed

**11:40 - 11:50**

### Discussion

**11:50 - 12:00**

**State-of-the-art lecture Mesh removal surgery**

H. Hashim, Bristol (GB)

## Telemedicine in urology

Thematic Session 13

Monday 12 July  
10:30 - 12:00

**Location** Purple Area, Purple Room 1

**Chairs** F. Dimitriadis, Kalamaria, Thessaloniki (GR)  
S.M. Haensel, Rotterdam (NL)

### Learning objectives

During the COVID-19 pandemic, telemedicine offered both outpatient and clinical urologists the ability to continue care for their patients. E-health benefits include reduced costs for patients and health systems, increased ease of accessing treatment, and better long-term results. Telemedicine is rapidly evolving, and new applications are coming to light, though not without producing skepticism concerning their acceptance. Furthermore, the advanced deployment of novel services created ethical and legal questions related to the European Data Protection law. This session explores the emerging chances of telemedicine and e-health in everyday clinical practice of outpatient and clinic urologists, highlighting the pros and cons.

10:30 - 10:35

### Welcome and introduction How COVID changed our everyday practice

F. Dimitriadis, Kalamaria, Thessaloniki (GR)

10:35 - 10:47

### “The Virtual Urologist”: Applications and acceptance of telemedicine in outpatient and office urology

H. Brenneis, Pirmasens (DE)

10:47 - 10:51

### Discussion

10:51 - 11:03

### Utilisation of telemedicine in the pre- and postoperative course for in-hospital patients

H. Borgmann, Mainz (DE)

11:03 - 11:07

### Discussion

11:07 - 11:19

### Technical aspects of telemedicine: Making the pieces work together

To be confirmed

11:19 - 11:23

### Discussion

11:23 - 11:35

### Ethical and legal aspects of telemedicine

L.P. Zapala, Warsaw (PL)

11:35 - 11:39

### Discussion

11:39 - 11:51

### Financial aspects of telemedicine: Practical considerations

A. Zachariou, Volos (GR)

11:51 - 11:55

### Discussion

11:55 - 12:00

### Closing remarks Telemedicine and e-health: The road ahead

S.M. Haensel, Rotterdam (NL)

## Seminal discoveries in male infertility: From diagnosis to treatment

Thematic Session 14

Monday 12 July  
10:30 - 12:00

**Location** Purple Area, Purple Room 2

**Chairs** M. Dinkelman-Smit, Rotterdam (NL)  
U.N. Joensen, Copenhagen (DK)

### Learning objectives

The thematic session on infertility in Milan 2021 is all about controversies in the approach of the infertile male. The aim of the session is to gain an insight into new diagnostic developments, the treatment of varicocele in azoospermia, and to learn how to optimise your assisted reproduction techniques (ART). The session starts off with diagnostic controversies, including non-conventional semen analysis, human papilloma virus testing in infertility, and asking the question whether we test for Y chromosome microdeletions too often. A debate is held on the management of non-obstructive azoospermia, and a state of the art is given on improving outcomes in fertilisation and implantation in ART for male factor infertility.

10:30 - 10:45

**State-of-the-art lecture** **Beyond the WHO: Non-conventional sperm analyses**  
A. Salonia, Milan (IT)

10:45 - 10:55

**Guidelines snapshot** **Challenging the guidelines: When and why should we test for Y?**  
P. Sangster, London (GB)

10:55 - 11:05

**Guidelines snapshot** **Challenging the guidelines: Shouldn't we routinely test for HPV?**  
N. Sofikitis, Ioannina (GR)

11:05 - 11:45

**Case-based debate** **Non-obstructive azospermia with varicocele**

11:05 - 11:10

**Case presentation**  
G.I. Russo, Catania (IT)

11:10 - 11:20

**Always treat the varicocele first!**  
S. Çayan, Mersin (TR)

11:20 - 11:30

**mTESE is always the approach of choice!**  
S.. Minhas, London (GB)

11:30 - 11:40

**We can do better in selecting patients for surgical sperm retrieval**  
C.F.S. Jensen, Herlev (DK)

11:40 - 11:45

**Conclusion**  
G.I. Russo, Catania (IT)

11:45 - 12:00

**State-of-the-art lecture** **Improving outcomes in fertilization and implantation in ART for male factor infertility**  
To be confirmed

Poster Session 33

**Monday 12 July**  
**10:30 - 12:00**

**Location**

Purple Area, Purple Room 3



## Semi-Live III: New standards in endourology

Thematic Session 15

**Monday 12 July**  
**10:30 - 12:00**

**Location** Red Area, Red Room 1

**Chairs** M. Fernández, Santiago (CL)  
P. Krombach, Luxembourg (LU)  
P.J.S. Osther, Fredericia (DK)

**Learning objectives**

Viewers are presented with new endourological concepts with their respective advantages and disadvantages. The session has the aim to allow them an objective judgement.

**10:30 - 10:40**

**Surgical video presentation** **Totally-en-bloc low-power TFL enucleation of the prostate**  
C.M. Cracco, Turin (IT)

**10:40 - 10:50**

**Discussion**

**10:50 - 11:00**

**Surgical video presentation** **High-power laser ureteroscopic lithotripsy**  
K. Ghani, Ann Arbor (US)

**11:00 - 11:10**

**Discussion**

**11:10 - 11:20**

**Surgical video presentation** **Flexible ureterorenoscopy with thulium fiber laser**  
P.M. Kronenberg, Amadora (PT)

**11:20 - 11:30**

**Discussion**

**11:30 - 11:40**

**Surgical video presentation** **Upper tract urinary cancer (UTUC): Kidney preserving management**  
A. Gallioli, Milan (IT)

**11:40 - 11:50**

**Discussion**

**11:50 - 12:00**

**Closing remarks**

M. Fernández, Santiago (CL)  
P. Krombach, Luxembourg (LU)  
P.J.S. Osther, Fredericia (DK)

Poster Session 34

**Monday 12 July**  
**10:30 - 12:00**

**Location**

Yellow Area, Yellow Room 1

Poster Session 35

**Monday 12 July**  
**10:30 - 12:00**

**Location**

Yellow Area, Yellow Room 2

## Urological trauma: What's new, what's controversial?

Thematic session 16

Monday 12 July  
10:30 - 12:00

**Location** Yellow Area, Yellow Room 3  
**Chairs** To be confirmed  
N. Kitrey, Ramat Gan (IL)  
To be confirmed

### Learning objectives

Trauma is a leading cause of morbidity and death. Most urologists are involved in the management of trauma patients, therefore need to understand and follow basic principles. The aim of this thematic session is to provide state of the art update on the management of renal, urethral, and external genitalia trauma. A clinically-oriented debate will discuss the controversies and dilemmas in the management of blunt bulbar trauma.

10:30 - 10:35

**Introduction**  
N. Kitrey, Ramat Gan (IL)

10:35 - 10:45

**State-of-the-art lecture** Operative vs. non-operative management of high-grade renal trauma  
To be confirmed

10:45 - 10:55

**State-of-the-art lecture** Explosive injuries to the external genitalia  
To be confirmed

10:55 - 11:35

**Early vs. delayed urethroplasty for bulbar urethral trauma**  
*Moderator* To be confirmed

10:55 - 11:00

**Introduction**  
To be confirmed

11:00 - 11:10

**Early**  
To be confirmed

11:10 - 11:20

**Delayed**  
L. Martínez Piñeiro, Madrid (ES)

11:20 - 11:35

**Discussion**

11:35 - 11:45

**State-of-the-art lecture** Iatrogenic urethral injury  
To be confirmed

11:45 - 11:55

**State-of-the-art lecture** Treatment of penile amputation  
To be confirmed

11:55 - 12:00


**Closing remarks**  
To be confirmed

Poster Session 36

**Monday 12 July**  
**10:30 - 12:00**

**Location**

Yellow Area, Yellow Room 4

 Award winning abstract session

**Monday 12 July**  
**10:45 - 11:45**

**Location**

Purple Area, eURO Auditorium 1

 Video Session 10

**Monday 12 July**  
**12:15 - 13:45**

**Location**

Purple Area, eURO Auditorium 1

Poster Session 37

**Monday 12 July**  
**12:15 - 13:45**

**Location**

Purple Area, eURO Auditorium 2



Poster Session 38

**Monday 12 July**  
**12:15 - 13:45**

**Location**

Purple Area, Purple Room 1

Poster Session 39

**Monday 12 July**  
**12:15 - 13:45**

**Location**

Purple Area, Purple Room 2

Poster Session 40

**Monday 12 July**  
**12:15 - 13:45**

**Location**

Purple Area, Purple Room 3

 Video Session 11

**Monday 12 July**  
**12:15 - 13:45**

**Location**

Red Area, Red Room 1

Poster Session 41

**Monday 12 July**  
**12:15 - 13:45**

**Location**

Yellow Area, Yellow Room 1

Poster Session 42

**Monday 12 July**  
**12:15 - 13:45**

**Location**

Yellow Area, Yellow Room 2

Poster Session 43

**Monday 12 July**  
**12:15 - 13:45**

**Location**

Yellow Area, Yellow Room 3

Poster Session 44

**Monday 12 July**  
**12:15 - 13:45**

**Location**

Yellow Area, Yellow Room 4



 Video Session 12

**Monday 12 July**  
**14:00 - 15:30**

**Location**

Purple Area, eURO Auditorium 1

## How machine learning is transforming diagnostics

Thematic Session 17

**Monday 12 July**  
**14:00 - 15:30**

**Location** Purple Area, eURO Auditorium 2

**Chairs** G. Salomon, Hamburg (DE)  
To be confirmed

**14:00 - 14:05**

**Introduction: Putting the AI in urological imaging**  
G. Salomon, Hamburg (DE)

**14:05 - 14:15**

**The beginning of a new area: Principal basics of AI**  
To be confirmed

**14:15 - 14:25**

**AI in uro-pathology**  
To be confirmed

**14:25 - 14:35**

**Screening for prostate cancer: Will AI play a role?**  
M. De Rooij, Nijmegen (NL)

**14:35 - 14:45**

**mpMRI in recurrent prostate cancer following radiotherapy**  
To be confirmed

**14:45 - 14:55**

**PIONEER Lecture: Title to be confirmed**  
M. Bussmann, Dresden (DE)

**14:55 - 15:05**

**AI and the 3D multiparametric ultrasound**  
To be confirmed

**15:05 - 15:30**

**Debate Radiomics simplified: False discovery or genuine insight?**

**15:05 - 15:15**

**Pro**  
To be confirmed

**15:15 - 15:25**

**Con**  
To be confirmed

**15:25 - 15:30**

**Discussion**

## Basic research in prostate cancer and potential clinical impact

Thematic Session 18

**Monday 12 July**  
**14:00 - 15:30**

**Location** Purple Area, Purple Room 1

**Chairs** Z. Culig, Innsbruck (AT)  
J. De Bono, Sutton (GB)

**14:00 - 14:20**

**Early detection and localised disease**

**14:00 - 14:10**

**Current and future liquid biopsy markers for early detection**

H.G. Lilja, New York (US)

**14:10 - 14:20**

**Molecular advances in risk stratification of localised prostate cancer**

G. Palapattu, Ann Arbor (US)

**14:20 - 14:50**

**Debate Genomic classifiers in prostate cancer: The holy grail or a waste of money**

**14:20 - 14:30**

**Yes, this is the holy grail**

To be confirmed

**14:30 - 14:40**

**No, this is a waste of money**

N. Mottet, Saint-Étienne (FR)

**14:40 - 14:50**

**Discussion**

*Panel*

To be confirmed

Z. Culig, Innsbruck (AT)

J. De Bono, Sutton (GB)

N. Mottet, Saint-Étienne (FR)

**14:50 - 15:20**

**Advanced prostate cancer**

**14:50 - 15:00**

**Current and future tissue markers**

M.A. Rubin, Berne (CH)

**15:00 - 15:10**

**Genomic drivers of resistance to AR therapies**

M. Gleave, Vancouver (CA)

**15:10 - 15:20**

**Discussion**

*Panel*

Z. Culig, Innsbruck (AT)

J. De Bono, Sutton (GB)

M. Gleave, Vancouver (CA)

M.A. Rubin, Berne (CH)

**15:20 - 15:30**

**Closing remarks**

## Testis Cancer: Innovations by biomarkers and surgery

Thematic Session 19

**Monday 12 July**  
**14:00 - 15:30**

**Location** Purple Area, Purple Room 2  
**Chairs** C. Fankhauser, Zürich (CH)  
To be confirmed

<b>14:00 - 14:10</b>	<b>State-of-the-art lecture</b> Ongoing trials and outlook on miRNA To be confirmed
<b>14:10 - 14:20</b>	<b>State-of-the-art lecture</b> The role of MRI and FDG-PET-CT for tailored treatment To be confirmed
<b>14:20 - 14:30</b>	<b>State-of-the-art lecture</b> Long-term toxicity and secondary cancers in testis cancer survivors H.S. Haugnes, Tromsø (NO)
<b>14:30 - 15:00</b>	<b>Case-based debate</b> Surgery for metastatic seminoma <i>Moderator</i> J.L. Boormans, Rotterdam (NL)
<b>14:30 - 14:35</b>	<b>Case presentation</b> Stage IIA seminoma patient To be confirmed
<b>14:35 - 14:45</b>	<b>Yes! SEMS or PRIMETEST - which is the best concept?</b> S. Daneshmand, Los Angeles (US)
<b>14:45 - 14:55</b>	<b>No! At least Carbo is necessary!</b> To be confirmed
<b>14:55 - 15:00</b>	<b>Conclusions</b> J.L. Boormans, Rotterdam (NL)
<b>15:00 - 15:10</b>	<b>State-of-the-art lecture</b> RPLND for chemoresistant disease including salvage/ desperation surgery A. Heidenreich, Cologne (DE)
<b>15:10 - 15:20</b>	<b>State-of-the-art lecture</b> New drug developments for chemoresistant disease and molecular developments D. Nettersheim, Düsseldorf (DE)
<b>15:20 - 15:30</b>	<b>State-of-the-art lecture</b> Expert centers & eUROGEN in testicular cancer: One for all or all for one? D. Nicol, London (GB)

Poster Session 45

**Monday 12 July**  
**14:00 - 15:30**

**Location**

Purple Area, Purple Room 3

## Semi-Live IV: Benign female surgery

Thematic Session 20

**Monday 12 July**  
**14:00 - 15:30**

**Location** Red Area, Red Room 1

**Chairs** F. Van Der Aa, Leuven (BE)  
To be confirmed  
To be confirmed

### Learning objectives

This session is a unique opportunity to see surgical treatments for various rare conditions such as urethral diverticulum, severe incontinence and vesicovaginal fistula. Also prolaps repair will be covered. Attendees will learn technical aspects for these different benign female surgical conditions. We will discuss both technical aspects and surgical indications.

**14:00 - 14:10**

**Surgical video presentation Dissection of urethral diverticula**  
N.I. Osman, Sheffield (GB)

**14:10 - 14:20**

**Discussion**

**14:20 - 14:30**

**Surgical video presentation Robotic sacrocolpopexy**  
E. Costantini, Perugia (IT)

**14:30 - 14:40**

**Discussion**

**14:40 - 14:50**

**Surgical video presentation Robotic vesico-vaginal fistula repair**  
To be confirmed

**14:50 - 15:00**

**Discussion**

**15:00 - 15:10**

**Surgical video presentation Robotic female artificial urinary sphincter implantation**  
B. Peyronnet, Rennes (FR)

**15:10 - 15:20**

**Discussion**

**15:20 - 15:30**

**Closing remarks**  
F. Van Der Aa, Leuven (BE)  
To be confirmed  
To be confirmed

Poster Session 46

**Monday 12 July**  
**14:00 - 15:30**

**Location**

Yellow Area, Yellow Room 1

Poster Session 47

**Monday 12 July**  
**14:00 - 15:30**

**Location**

Yellow Area, Yellow Room 2



## Immunotherapy in urothelial cancer

Thematic Session 21

**Monday 12 July**  
**14:00 - 15:30**

**Location** Yellow Area, Yellow Room 3  
**Chairs** To be confirmed  
M.J. Ribal Caparros, Barcelona (ES)

<b>14:00 - 14:15</b>	<b>Immunotherapy in non-muscle invasive urothelial cancer of the bladder</b> J.A. Witjes, Nijmegen (NL)
<b>14:15 - 14:30</b>	<b>Perioperative immunotherapy in muscle-invasive bladder cancer</b> M.S. Van Der Heijden, Amsterdam (NL)
<b>14:30 - 14:40</b>	<b>Immunotherapy for metastatic urothelial cancer (including upper tract)</b> U. Vogl, Bellinzona (CH)
<b>14:40 - 14:50</b>	<b>Discussion</b>
<b>14:50 - 15:05</b>	<b>Predictive markers for response in urothelial cancer: Are we there yet?</b> To be confirmed
<b>15:05 - 15:20</b>	<b>Look in the future: Ideal combination therapies</b> M. Galsky, New York (US)
<b>15:20 - 15:30</b>	<b>Discussion</b>

Poster Session 48

**Monday 12 July**  
**14:00 - 15:30**

**Location**

Yellow Area, Yellow Room 4

Video Session 13

**Monday 12 July**  
**15:45 - 17:15**

**Location**

Purple Area, eURO Auditorium 1

Poster Session 49

**Monday 12 July**  
**15:45 - 17:15**

**Location**

Purple Area, eURO Auditorium 2

Poster Session 50

**Monday 12 July**  
**15:45 - 17:15**

**Location**

Purple Area, Purple Room 1

Poster Session 51

**Monday 12 July**  
**15:45 - 17:15**

**Location**

Purple Area, Purple Room 2

Poster Session 52

**Monday 12 July**  
**15:45 - 17:15**

**Location**

Red Area, Red Room 1

Poster Session 53

**Monday 12 July**  
**15:45 - 17:15**

**Location**

Yellow Area, Yellow Room 1



Poster Session 54

**Monday 12 July**  
**15:45 - 17:15**

**Location**

Yellow Area, Yellow Room 2

Poster Session 55

**Monday 12 July**  
**15:45 - 17:15**

**Location**

Yellow Area, Yellow Room 3

Poster Session 56

**Monday 12 July**  
**15:45 - 17:15**

**Location**

Yellow Area, Yellow Room 4

 WFIP

**Tuesday 13 July**  
**08:00 - 13:00**

**Location**

Green Area, Green Room 6

